



Coupling radiative, conductive and convective heat-transfers in a single Monte Carlo algorithm: A general theoretical framework for linear situations

Jean Marc Tregan, Jean Luc Amestoy, Mégane Bati, Jean-Jacques Bézian, Stéphane Blanco, Laurent Brunel, Cyril Caliot, Julien Charon, Jean-Francois Cornet, Christophe Coustet, et al.

► To cite this version:

Jean Marc Tregan, Jean Luc Amestoy, Mégane Bati, Jean-Jacques Bézian, Stéphane Blanco, et al.. Coupling radiative, conductive and convective heat-transfers in a single Monte Carlo algorithm: A general theoretical framework for linear situations. PLoS ONE, 2023, 18 (4), 10.1371/journal.pone.0283681 . hal-04066139v2

HAL Id: hal-04066139

<https://imt-mines-albi.hal.science/hal-04066139v2>

Submitted on 12 Apr 2023

HAL is a multi-disciplinary open access archive for the deposit and dissemination of scientific research documents, whether they are published or not. The documents may come from teaching and research institutions in France or abroad, or from public or private research centers.

L'archive ouverte pluridisciplinaire **HAL**, est destinée au dépôt et à la diffusion de documents scientifiques de niveau recherche, publiés ou non, émanant des établissements d'enseignement et de recherche français ou étrangers, des laboratoires publics ou privés.



Distributed under a Creative Commons Attribution 4.0 International License

RESEARCH ARTICLE

Coupling radiative, conductive and convective heat-transfers in a single Monte Carlo algorithm: A general theoretical framework for linear situations

Jean Marc Tregan¹, Jean Luc Amestoy¹, Megane Bati¹⁶, Jean-Jacques Beziau⁸, Stéphane Blanco^{1*}, Laurent Brunel¹⁴, Cyril Caliot⁵, Julien Charon⁹, Jean-François Cornet³, Christophe Coustet¹⁴, Louis d'Alençon^{1,2}, Jeremi Dauchet³, Sébastien Dutour¹, Simon Eibner⁸, Mouna El Hafi⁸, Vincent Eymet¹⁴, Olivier Farges¹⁰, Vincent Forest¹⁴, Richard Fournier¹, Mathieu Galtier¹¹, Victor Gattepaille³, Jacques Gautrais^{1,7}, Zili He⁸, Frédéric Hourdin², Boris Ibarra¹³, Jean-Louis Joly¹, Paule Lapeyre¹², Pascal Lavieille¹, Marie-Hélène Lecureux¹⁶, Jacques Lluc¹, Marc Miscevic¹, Nada Mourtaouy⁶, Yaniss Nyffenegger-Péré¹, Lionel Pelissier⁶, Lea Penazzi¹⁰, Benjamin Piaud¹⁴, Clément Rodrigues-Viguer¹, Gisele Roques¹, Maxime Roger¹¹, Thomas Saez¹⁵, Guillaume Terrée¹¹, Najda Villefranche¹⁷, Thomas Vourc'h³, Daniel Yaacoub³



OPEN ACCESS

Citation: Tregan JM, Amestoy JL, Bati M, Beziau J-J, Blanco S, Brunel L, et al. (2023) Coupling radiative, conductive and convective heat-transfers in a single Monte Carlo algorithm: A general theoretical framework for linear situations. PLoS ONE 18(4): e0283681. <https://doi.org/10.1371/journal.pone.0283681>

Editor: Rab Nawaz, COMSATS University Islamabad, PAKISTAN

Received: October 21, 2022

Accepted: March 14, 2023

Published: April 6, 2023

Peer Review History: PLOS recognizes the benefits of transparency in the peer review process; therefore, we enable the publication of all of the content of peer review and author responses alongside final, published articles. The editorial history of this article is available here: <https://doi.org/10.1371/journal.pone.0283681>

Copyright: © 2023 Tregan et al. This is an open access article distributed under the terms of the [Creative Commons Attribution License](https://creativecommons.org/licenses/by/4.0/), which permits unrestricted use, distribution, and reproduction in any medium, provided the original author and source are credited.

Data Availability Statement: All relevant data are within the paper and its [Supporting information](#) files.

1 LAPLACE, Université de Toulouse, CNRS, INPT, UPS, Toulouse, France, **2** LMD/IPSL, Sorbonne Université, CNRS, École Polytechnique, ENS, Paris, France, **3** Université Clermont Auvergne, Clermont Auvergne INP, CNRS, Institut Pascal, Clermont-Ferrand, France, **4** PhotonLix Technology S.L., Santander, Spain, **5** CNRS, UPPA, E2S, LMAP, 1 Allée du Parc Montauray, Anglet, France, **6** Insep TOP, UMR EFTS, Université de Toulouse, Toulouse, France, **7** CRCA, CBI, Université de Toulouse, CNRS, Toulouse, France, **8** Université de Toulouse, Mines Albi, UMR 5302 - Centre RAPSODEE, Campus Jarlard, Albi, CT, France, **9** ESTACA West Campus, Rue Georges Charpak, Laval, France, **10** Université de Lorraine, CNRS, LEMTA, Vandœuvre-lès-Nancy, France, **11** Univ. Lyon, CNRS, INSA-Lyon, Université Claude Bernard Lyon 1, CETHIL UMR5008, Villeurbanne, France, **12** Department of Mechanical and Mechatronics Engineering, University of Waterloo, Waterloo ON, Canada, **13** Cnes, Toulouse, France, **14** Meso-Star, Longages, France, **15** LTZ Electronique, Saint Laurent du Var, France, **16** IRIT, Université de Toulouse, CNRS, UPS, Toulouse, France, **17** Centre National de Recherches Météorologiques, UMR 3589 CNRS, Météo France, Toulouse, France

* stephane.blanco@laplace.univ-tlse.fr

Abstract

It was recently shown that radiation, conduction and convection can be combined within a single Monte Carlo algorithm and that such an algorithm immediately benefits from state-of-the-art computer-graphics advances when dealing with complex geometries. The theoretical foundations that make this coupling possible are fully exposed for the first time, supporting the intuitive pictures of continuous thermal paths that run through the different physics at work. First, the theoretical frameworks of propagators and Green's functions are used to demonstrate that a coupled model involving different physical phenomena can be probabilized. Second, they are extended and made operational using the Feynman-Kac theory and stochastic processes. Finally, the theoretical framework is supported by a new proposal for an approximation of coupled Brownian trajectories compatible with the algorithmic design required by ray-tracing acceleration techniques in highly refined geometry.

Funding: This work received financial support from the Agence Nationale de la Recherche (French National Agency for Research), <https://anr.fr/>, (ANR project HIGH-TUNE ANR-16-CE01-0010, ANR project MC2 ANR-21-CE46-0013 and ANR project MCG-RAD ANR-18-CE46-0012), from Region Occitanie (Projet CLE EDSTAR), from French government research program "Investissements d'Avenir" through the IDEX-ISITE initiative 16-IDEX-0001 (CAP 20-25), the IMobS3 Laboratory of Excellence (ANR-10-LABX-16-01) and the SOLSTICE laboratory of Excellence (ANR-10-LABX-22-01). The funders had no role in study design, data collection and analysis, decision to publish, or preparation of the manuscript.

Competing interests: The authors have declared that no competing interests exist.

1 Introduction

1.1 The proposition

In corpuscular physics, radiative transfer can be described in the framework of the linear Boltzmann theory for photon transport and this leads quite naturally to path-space formulations. The Monte Carlo (MC) method then allows to estimate the quantity of interest by sampling the paths according to their probability law so as to identify the contributing boundary conditions or sources. This statistical method is the only one able to provide an unbiased estimate along with its statistical uncertainty. Furthermore, as MC methods are able to handle complex integration domain (spatial, angular, spectral. . .), it is widely used as a reference method. Finally, the insensitivity of the method to the size and level of refinement of the geometric scenes and volumic heterogeneities (see, for example, [1–4]) has further widened its applicability, up to the industrial scale.

In the present paper, we give the theoretical basis for extending MC methods to problems including coupled linear heat transfers. We aim at providing a complete framework for describing, in a single MC algorithm, the coupled energy transfers as conductive, convective and radiative paths, while retaining the flexibility of standard MC methods applied to linear transport theory.

Our standpoint being here theoretical, we will not consider any implementation associated with a specific system in practice. Starting from earlier developments [5], successful implementations have already been reported for several practical heat transfer applications. For instance, using this framework to model detailed thermal transfers in cities has been proposed as a way to improve climate services [6]. Applied works are also in progress in complex cooling systems design such as power electronic systems that are cooled by air or two-phase exchangers [7, 8], thermal receivers in concentrated solar power plants [9, 10], electric motors, or thermal housing issues. . . On a more theoretical level, [11–13] explores the benefits of propagating the adjoint model and proposes suitable computational implementations: it is a matter of using properties of MC methods that allow to estimate source influences in the sense of Green's theory. Considering implementation and performance of statistical methods, [14, 15] demonstrate computational insensitivities to geometrical complexity on engineering applications in porous media. These works are mostly based on a free-licensed library (the Stardis project [16]) which implements most of the elements presented below. Although their common theoretical foundations are based on traditional linear physics, there is no written work yet that combines them into a unique comprehensive framework, and fully exposes why and how MC implementations of coupled heat transfers are now possible.

With this framework, the full power of the method is then made available both for computations and analysis. In the following, the idea of thermal paths is built up progressively using different formal propositions, each of which is translated into a corresponding algorithm. In the end, the physical images generated by our proposition should allow physicists and engineers to renew their interpretation of the coupling of heat transfers in a given system. It may also open didactic perspectives that will be discussed in forthcoming articles in educational sciences.

1.2 Related works

Well beyond the work on kinetic models, there has long been an explicit intention to give a probabilistic interpretation to the linear differential equations of physics (including, in particular, those relating to heat transfer in material media). As a precursor, the famous papers by Courant, Friedrichs and Lewy published in 1928 (translated into English and republished in

1967) [17, 18] sketched the first ideas of a statistical calculation of physical quantities by bringing together random walks and boundary value problem of elliptic equations. A major advance in this field was made by Feynman and Kac when they formally wrote the solutions of a class of parabolic differential equations as an expectation taken over stochastic processes. This immediately opened up the possibility of treating a set of linear problems initially formulated in deterministic terms, through the sampling of Brownian path space [19, 20]. This was followed by a large number of applications in different fields of physics associated with constant and regular developments of Monte Carlo methods for solving linear differential equations; the interested reader can explore the citation trees starting, for example, from [21–26]. Connections are direct with the literature of Monte Carlo methods for solving linear algebraic systems when space-time discretization schemes are used as numerical approximations (see for example the seminal work of [27]).

Regarding the diffusion equation (which is the usual representation of energy conduction phenomena), the random Walk on Sphere (WoS) algorithm introduced in [28] was immediately perceived as a conceptual breakthrough due to its astonishing convergence properties and became quickly a very popular method. For a Brownian process, its principle is to sample a first passage point on the largest sphere contained in the bounded domain (centered around the considered point) by probabilizing the Green's function of the spatio-temporal diffusion operator. From this principle, many nice works were born based on comparable ideas to deal with situations with heterogeneous diffusion coefficients, or to improve near-wall approximations, or even to extend to other types of elementary primitives [29–36].

More specifically focused on applications to heat conduction phenomena, Hji-Sheikh and Sparrow [37] popularized the concept of floating random walk [38], meaning that it is possible to get rid of spatial grids previously introduced as a support for numerical resolution (meshless methods). This work has rapidly percolated into the field of numerical computation (see for example [39, 40]) from which many improvements have been developed such as the possibility to treat anisotropic media [41], to take into account all types of boundary conditions (Robin or Newman conditions) [42] or to include spatial dependencies on the conductivity tensor and the source field [43]. For a more exhaustive entry in the subject, the last editions of Ozisik's book compile a state of the art of Monte Carlo methods for thermal conduction [44]. Echoing quite naturally the applicative needs for tackling heat transfer in fluids, several works have extended the previous proposals to cases where energy transfers are no longer only conductive but result from advecto-diffusive phenomena [45–47]. Alternative approaches led to somewhat different Monte Carlo algorithms for heat conduction based on the linear Boltzmann equation, which is known to give back the diffusive phenomenology in the limit of low Knudsen numbers [48, 49].

Given the well-known ability of Monte Carlo methods to deal efficiently with complex geometries, different authors have proposed to use this statistical approach to tackle thermal conduction problems when geometrical refinements of the supporting scenes make the usual numerical methods difficult to implement, if not merely unusable [50–52]. However, when it comes to extending the idea to coupled thermal phenomena, there are no statistical proposals in the literature that manage to retain both the flexibility and the decisive scaling properties. Some works in the field of conducto-radiative coupling are quite relevant and allow considerable conceptual advances [53–57]—but they are somewhat distant from adjoint Monte Carlo methods.

To our knowledge, apart from the contributions that allowed the development of the present framework, no coupled conducto-convecto-radiative problem treated in a single Monte Carlo algorithm in realistic geometry has been proposed so far.

1.3 The theoretical framework

In this framework, the objective is to estimate a given quantity at so-called “probe points” such as the temperature at a given point in space at a given time. Such probes can be as well quantities integrated over time, surface and volume, in which case the integral is estimated statistically, without solving the detailed integrand. It is therefore fundamentally different from the “swarm” MC algorithms [58] or “direct” algorithms [59] that aim to evaluate the whole field but are limited in their capacity to tackle high levels of geometrical, temporal or phenomenological complexity.

The main question is then to express the temperature at any location as the expectation of a random variable in the pure filiation of the MC method as it is used in linear transport physics. Indeed, expressing this quantity as a definite integral, which can be considered as a unique statistical estimator, is the guarantee that all the good properties of the method are preserved. This practice of the MC method presents the advantage of preserving an intuitive understanding by analogy with the underlying physics, while systematically providing the associated formalisation (for foundational references, see [60, 61]).

In Section 3 “Linearity and Propagators”, we show how to build this expectation for a particular physical study case, using propagation formalism [62–65]. The objective is to express the quantity of interest at the probe point, as an integral over the boundary conditions (here “boundary conditions” comprise the edge conditions and the initial condition) and the sources in the field, using a propagator: the role of the propagator is to quantify the relative contributions by the boundary conditions and by the sources. Here, the corresponding formulations are backward formulations and are generally built using adjoint-based methods. These integral formulations are then reformulated as expectations in order to design MC algorithms. At this stage, the generality of the approach, which simply reflects the essential property of linear physics, should be distinguished from the ability to produce explicit calculations (in the analytical sense), most often limited to academic configurations where the propagator is explicitly known [64, 66–73]. Many works have proposed quite useful and interesting extensions, some of them in terms of applicability domains [34–36, 38, 74–79], but, as far as sampling is concerned, addressing problems with high geometrical complexity remains either very cumbersome or impractical.

To circumvent these difficulties, we turn to the theory of Stochastic Processes [80]. Building upon the work of Feynman and Kac on the statistical representations of parabolic equations [19, 20, 81, 82], we show how the temperature at the probe point can also be expressed as an expectation over a stochastic process. Each realization of the process is a path that starts at the probe point and ends at a boundary condition or at a source, thereby sampling the various possible contributions to the quantity of interest. Averaging a large number of contributions sampled from either the propagator or the stochastic process yields an unbiased estimate of the same expectation, that is, both methods converge to the very same value, although by sampling different path-spaces. This strict equivalence means that stochastic processes can be used instead of propagators, yielding two important advantages: first, stochastic processes can be sampled efficiently even in the presence of complex geometry, and second, since different procedures can be designed to sample a given stochastic process, algorithms can be optimized.

In the part of MC literature that discusses Green’s formalism or stochastic processes, the question of coupling phenomenologies of various physics is not an issue that is addressed as such, and this is for very different reasons in each case. On the one hand, in Green’s formalism, coupling by sources is self-evident due to the formalism itself, and there are no conceptual difficulties associated to this question. Yet, from an implementation point of view, if MC proposals are only based on this formalism, they are essentially limited to academic cases and do not

fit in the present framework. On the other hand, in the stochastic processes formalism, the path description conveys an intuitive picture by analogy with corpuscular tracking, but this picture remains narrowly limited to the phenomenology that is being treated. In this case, the coupling between different phenomenologies is an issue that has no self-evident formal translation. As a consequence, proposals of MC probe point algorithms for solving coupled thermal transfers are scarce in the literature.

Any theoretical framework that claims to deal with coupled thermal transfers by MC must articulate how paths should be sampled at the coupling locations. We make an extensive use of the double randomization principle [83, 84] as it allows the sampling procedure to rely on a local description of the probabilistic model at each step, including at the coupling locations, whereas the integral approach of Feynman-Kac is built upon a global understanding of the physical subsystems and is hence much more challenging to implement.

1.4 The particular model supporting the presentation of the theoretical development

A particular heat transfer model has been chosen to support the exposition of the framework. It is described in Section 2 and summarized in Eq (6). This choice of model is by no means limiting, and various other choices could have been made, such as those described in [10, 14].

Each fundamental element of the proposal will be described in a general manner, and its translation and consequences illustrated in this specific case. In particular, all the choices that aim at preserving the good properties of the MC method, that is, its inherent power of analysis and computational practicability (insensitivity to geometrical refinements, ease of implementation. . .) will be emphasized. This practicability is allowed by the tools developed for image synthesis: ray-tracing and grid acceleration, such that the computation time is almost insensitive to the degree of refinement of geometrical data. As it is crucial for us to preserve the ability of the MC method to scale up to infinite geometric complexity, we ensure that our algorithms are compatible with the well-established tools developed in the computer graphics community. This implies that the interaction between the algorithms and the geometry must essentially rely on scanning the scene through state-of-the-art ray-surface intersectors [85–87]. To ensure both compatibility with ray-surface intersectors and flexibility of implementation, we show in the last part that the practical implementation of MC algorithms on any geometry requires to formulate an approximation of the description of Brownian motions. The proposed approximation is theoretically justified and validated on different application cases. Notwithstanding, it could easily be replaced or modified in case of specific needs.

2 The thermal model

The thermal model used below for illustrative purposes is fully described in the present section.

Throughout the text, the symbol θ is reserved to designate temperatures (with notably extended meanings for the radiative model). For all other symbols, we give a full nomenclature in [S1 File](#).

The conductive and convective transfers are linear and the radiative transfer is linearized around a reference temperature θ_{ref} . The thermophysical parameters are (possibly constant) functions of space. The geometry is arbitrary and the spatial representations are three-dimensional. If necessary, the formalism also allows to reduce the descriptive dimension according to the symmetries of the system.

These choices are motivated by our intention of proposing a linear heat transfer model that gathers most of the conceptual difficulties with respect to the objective of the paper: demonstrating how the coupling between the transfer modes is carried out in a probabilized

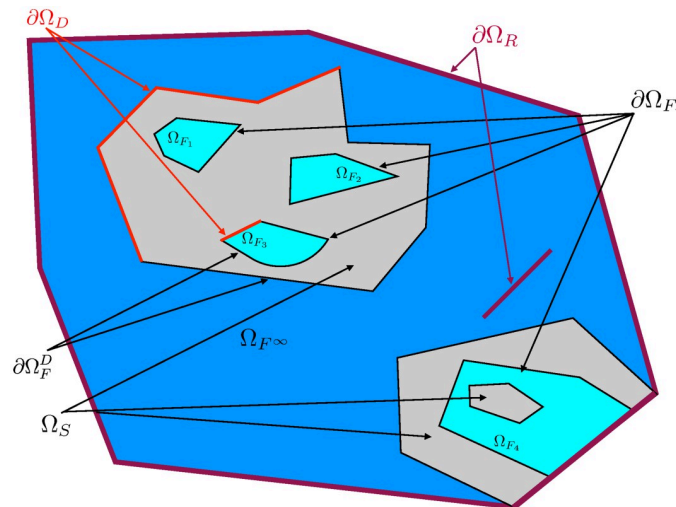


Fig 1. Illustration of a conducto-convecto-radiative configuration. The solid domain Ω_S is shown in gray, m fluid cavities Ω_{F_i} are shown in light blue, and the surrounding fluid cavity Ω_{F^∞} is shown in dark blue. Radiation is present within the whole scene and the system is entirely semi-transparent. Conduction takes place only in solids.

<https://doi.org/10.1371/journal.pone.0283681.g001>

formalism. Of course, this could have been done with somewhat different models (especially for the convective and radiative parts). For example, here, radiation takes place in a semi-transparent medium rather than exchanging between opaque surfaces; the convective cavities are described with an unsteady model and perfectly homogeneous temperature, rather than by an advecto-diffusive description of the temperature; Neumann-type boundary conditions (heat flux imposed at the boundary), as well as situations with volumic power sources only, are left aside (their consideration is a bit different but is not a source of difficulty).

As an example, Fig 1 presents a geometrical abstraction of a configuration with solid sub-systems and fluid cavities where the three types of heat transfers can operate in a coupled manner. This type of configuration, associated with the chosen model, depicts a whole diversity of situations encountered in physical or technological questions.

2.1 Radiative heat transfer

From the point of view of radiative transfer, the system is entirely semi-transparent (both in the solid and fluid parts). The radiative transfer equation that governs this phenomenology allows to take into account the effect of absorption and scattering of radiation within the system, even where optical properties are heterogeneous.

The radiative transfer equation (RTE) is given with the following two restrictions:

- The refractive index is uniform throughout the system (no ray curvature within solids, no refraction/reflection at solid/fluid interfaces). The writings are simplified and none of our conclusions would be impeded by alleviating this assumption.
- The equation is linearized around the specific equilibrium intensity at a temperature θ_{ref} . This assumption is fundamental to remain in the framework of linear heat transfers, and it is widely used in applications where the temperature differences in the system are small compared to the absolute temperatures.

Under these assumptions, the radiative model is given by the usual radiative transfer equation written in monochromatic specific intensity $I_\nu \equiv I_\nu(\vec{x}, \vec{u}, t)$ at position \vec{x} , in direction \vec{u} at time t and at frequency ν (Eq (64) in Appendix A).

To ensure formal coherence for the coupling with the other transfer modes, we replace the specific intensity by its translation in terms of radiance temperature $\theta_{R,\vec{u}}^v$ (also known as brightness temperature, which is widely used in the experimental field). Appendix A presents how the version written in monochromatic radiance temperature in the \vec{u} direction reads:

$$\vec{u} \cdot \vec{\nabla} \theta_{R,\vec{u}}^v = -k_e^v \theta_{R,\vec{u}}^v + k_a^v \theta + k_s^v \int_{\mathbb{S}^2} p_s^v(\vec{u}|\vec{u}') d\vec{u}' \theta_{R,\vec{u}'}^v \quad (1)$$

where $k_a^v, k_s^v, k_e^v = k_a^v + k_s^v$ are the monochromatic absorption, scattering and extinction coefficients, p_s^v is the scattering phase function, and \mathbb{S}^2 denotes the unit sphere in a three dimension space.

It should be noted that even if the radiative equation is taken to be stationary, the radiance temperature $\theta_{R,\vec{u}}^v(\vec{x}, t)$ depends on time because θ evolves in the system due to the coupling with conductive and convective processes.

The energy conservation equations for solid and fluid parts (heat equation for a semi-transparent medium) are formulated below in such a way that the radiative contribution appears through the radiative power density $\psi_R \equiv \psi_R(\vec{x}, t)$ defined as the difference between the absorbed and the emitted power densities. Under the stated assumptions, it can be written in the following form (see Appendix A):

$$\psi_R = \zeta \int_0^{+\infty} p_N(v) dv \int_{\mathbb{S}^2} \frac{1}{4\pi} d\vec{u} (\theta_{R,\vec{u}}^v - \theta) \quad (2)$$

where $\zeta = 16k_a\sigma\theta_{\text{ref}}^3$ is the linearized radiative transfer coefficient and $p_N(v)$ is defined by Eq (75).

The complete formulation of the radiative model then reads:

$$\begin{cases} \psi_R &= \zeta(\theta_R - \theta) \\ \theta_R &= \int_{\mathbb{S}^2} \frac{1}{4\pi} d\vec{u} \theta_{R,\vec{u}} \\ \vec{u} \cdot \vec{\nabla} \theta_{R,\vec{u}} &= -k_e \theta_{R,\vec{u}} + k_a \theta + k_s \int_{\mathbb{S}^2} p_s(\vec{u}|\vec{u}') d\vec{u}' \theta_{R,\vec{u}'} \end{cases} \quad (3)$$

The temperature θ_R is often called the radiative temperature (the angular integral of the radiance temperature).

To close the radiative problem, an incident radiance temperature $\theta_{R,\partial\Omega_R,\vec{u}}$ is imposed at a fictitious boundary $\partial\Omega_R$ enclosing the whole domain, with \vec{u} entering the domain ($\vec{u} \in \mathbb{S}_+^2$).

2.2 Heat equation for solid sub-domain

The thermal model for the solid is established by combining diffusive energy transfer with the radiative source term described above. The conductive energy flux density vector is classically given by the Fourier law $\vec{j} = -\lambda \vec{\nabla} \theta_s$ in which λ is the thermal conductivity of the material and $\theta_s \equiv \theta_s(\vec{x}, t)$ is the local temperature of the solid.

Thus, the local energy balance in the semi-transparent solid is written as follows:

$$\rho C \partial_t \theta_s = \underbrace{-\vec{\nabla} \cdot (-\lambda \vec{\nabla} \theta_s)}_{\text{conductive exchange}} + \underbrace{\zeta(\theta_R - \theta_s)}_{\text{radiative exchange}} \quad (4)$$

where ρ and C are the mass density and the heat capacity of the material. ζ and θ_R were defined in the previous section.

As illustrated in Fig 1, the material medium under consideration is not necessarily connected but is bounded by a surface denoted $\partial\Omega_S$ where two types of conditions can be imposed (Neumann-type boundary conditions are not considered in this text):

- Dirichlet-type boundary conditions: $\theta_S = \theta_D$ on the interface $\partial\Omega_D$ where θ_D is the imposed temperature,
- Robin-type boundary conditions: $-\lambda\vec{n}\cdot\vec{\nabla}\theta_S = -\lambda\frac{\partial\theta_S}{\partial n} = h_F(\theta_F - \theta_S)$ on the complementary surface to $\partial\Omega_D$ noted $\partial\Omega_S\setminus\partial\Omega_D$.

\vec{n} is the incoming normal to the solid surface, θ_F is the temperature of the fluid whose model will be given in the following section and h_F is the local convective exchange coefficient. Robin's condition specifies the coupling constraint between the solid and the fluid by simply stating the continuity of the flux at the solid-fluid interface.

The initial condition at time t_I is generically noted $\theta_I \equiv \theta_I(\vec{x})$.

2.3 Heat equation for fluid sub-domain

As illustrated in Fig 1, the fluid domain is composed of m cavities noted Ω_{F_i} ($i \in \{1, 2, \dots, m\}$) and of a domain $\Omega_{F\infty}$ partially or totally enclosing the Ω_S solid domain. The fluid domain is therefore the union of these $m + 1$ domains:

$$\Omega_F \equiv \Omega_{F_1} \cup \Omega_{F_2} \cup \dots \cup \Omega_{F_m} \cup \Omega_{F\infty}$$

In each cavity Ω_{F_i} (of volume \mathcal{V}_{F_i}) and each surface $\partial\Omega_{F_i}$, the fluid is assumed to be perfectly mixed by convection at each instant and the heat flux density at the solid walls is modeled by a linear transfer law (Newton's law). Under this assumption, the temperature of the fluid contained in the i^{th} cavity, noted θ_{F_i} is spatially uniform and varies only as a function of time. The mass density ρ_i , the heat capacity C_i and the linearized radiative heat transfer coefficient ζ_i are also spatially uniform.

The temperature of the fluid contained in the enclosing cavity $\Omega_{F\infty}$ of surface $\partial\Omega_{F\infty}$ is imposed, it is noted $\theta_{F\infty}$ and can depend on time.

The energy balance of the semi-transparent fluid inside the i^{th} cavity is as follows:

$$\rho_i C_i \mathcal{V}_{F_i} \frac{d\theta_{F_i}}{dt}(t) = \underbrace{\zeta_i \int_{\Omega_{F_i}} (\theta_R(\vec{x}_R, t) - \theta_{F_i}(t)) d\vec{x}_R}_{\text{radiative exchange}} + \underbrace{\int_{\partial\Omega_{F_i}} h_F(\vec{y}_s) (\theta_S(\vec{y}_s, t) - \theta_{F_i}(t)) d\vec{y}_s}_{\text{convective exchange}} \quad (5)$$

ζ and θ_R are defined in the section on radiative transfer. The initial condition at time t_I is θ_I .

In this correlative model, which is widely used in industrial thermal issues, the convective exchange coefficient h_F summarizes the phenomenological complexity of the exchanges between the fluid and the wall (here h_F depends explicitly on the position at the wall; it may also depend on time with no additional difficulties). Many works in the literature aim at providing correlations adapted to different study cases, generally parameterized with a set of dimensionless numbers [88, 89]. As mentioned above, diffusion-drift models for temperature could have been chosen without changing our main message. As an example, the work described in [14] is focused on the MC resolution of convective-conducting-radiative coupled models using a local heat equation for the fluid (with a prescribed velocity field).

2.4 Summary: The coupled model

Let us define, for any domain Ω_j : the adherence $\bar{\Omega}_j = \Omega_j \cup \partial\Omega_j$, and the interior $\overset{\circ}{\Omega}_j = \Omega_j \setminus \partial\Omega_j$. For boundary surfaces, the complementary of $\partial\Omega_j$ to $\partial\Omega_K$ is denoted $\partial\Omega_j^K = \partial\Omega_j \setminus \partial\Omega_K$.

As illustrated in Fig 1, the domain consists of:

- an enclosing fluid cavity Ω_{F^∞} of boundary $\partial\Omega_{F^\infty}$, in which the temperature θ_{F^∞} is known;
- m fluid cavities noted Ω_{F_i} of boundary $\partial\Omega_{F_i}$;
- a solid domain Ω_S of boundary $\partial\Omega_S = \partial\Omega_D \cup \partial\Omega_S^D$ with a Dirichlet condition on $\partial\Omega_D$ and a Robin condition on $\partial\Omega_S^D = \partial\Omega_{F^\infty}^D \cup_{i=1}^m \partial\Omega_{F_i}^D$;
- a fictitious boundary to handle the radiative boundary condition $\partial\Omega_R$.

Let θ denote the spatio-temporal temperature field, solution of the following system:

a) Solid & Fluid

$$\begin{cases} \theta \equiv \theta_S, & \vec{x} \in \bar{\Omega}_S, & t \in]t_I, +\infty[\\ \theta \equiv \theta_{F_i}, & \vec{x} \in \overset{\circ}{\Omega}_{F_i}, & t \in]t_I, +\infty[\\ \theta \equiv \theta_{F^\infty}, & \vec{x} \in \overset{\circ}{\Omega}_{F^\infty}, & t \in]t_I, +\infty[\end{cases} \quad (6a)$$

b) Solid, $i \in \{1, \dots, m\}$

$$\begin{cases} \rho C \partial_t \theta_S = -\vec{\nabla} \cdot (-\lambda \vec{\nabla} \theta_S) + \zeta(\theta_R - \theta_S), & \vec{x} \in \overset{\circ}{\Omega}_S, & t \in]t_I, +\infty[\\ \theta_S = \theta_I, & \vec{x} \in \bar{\Omega}_S, & t = t_I \\ \theta_S = \theta_D, & \vec{y} \in \partial\Omega_D, & t \in]t_I, +\infty[\\ -\lambda \frac{\partial \theta_S}{\partial n} = h_F(\theta_{F_i} - \theta_S), & \vec{y} \in \partial\Omega_{F_i}^D, & t \in]t_I, +\infty[\\ -\lambda \frac{\partial \theta_S}{\partial n} = h_F(\theta_{F^\infty} - \theta_S), & \vec{y} \in \partial\Omega_{F^\infty}^D, & t \in]t_I, +\infty[\end{cases} \quad (6b)$$

c) Fluid, $i \in \{1, \dots, m\}$

$$\begin{cases} \rho_i C_i \mathcal{V}_{F_i} \frac{d\theta_{F_i}}{dt} = \zeta_i \int_{\Omega_{F_i}} (\theta_R(\vec{x}_R, t) - \theta_{F_i}(t)) d\vec{x}_R \\ \quad + \int_{\partial\Omega_{F_i} \cap \partial\Omega_S} h_F(\vec{y}_S)(\theta_S(\vec{y}_S, t) - \theta_{F_i}(t)) d\vec{y}_S \\ \quad + \int_{\partial\Omega_{F_i} \cap \partial\Omega_D} h_F(\vec{y}_S)(\theta_D(\vec{y}_S, t) - \theta_{F_i}(t)) d\vec{y}_S, & \vec{x} \in \overset{\circ}{\Omega}_{F_i}, t \in]t_I, +\infty[\\ \theta_{F_i} = \theta_I, & \vec{x} \in \overset{\circ}{\Omega}_{F_i}, t = t_I \end{cases} \quad (6c)$$

d) Solid & Fluid

$$\begin{cases} \theta_R(\vec{x}, t) = \int_{\mathbb{S}^2} \frac{1}{4\pi} d\vec{u} \theta_{R,\vec{u}}(\vec{x}, t) & , \vec{x} \in \overset{\circ}{\Omega}, t \in]t_I, +\infty[\\ \vec{u} \cdot \vec{\nabla} \theta_{R,\vec{u}} = -k_e \theta_{R,\vec{u}} + k_a \theta + k_s \int_{\mathbb{S}^2} p_S(\vec{u}|\vec{u}') d\vec{u}' \theta_{R,\vec{u}'} & , \vec{x} \in \overset{\circ}{\Omega}, \vec{u} \in \mathbb{S}^2, t \in]t_I, +\infty[\\ \theta_{R,\vec{u}} = \theta_{R,\partial\Omega_R,\vec{u}} & , \vec{y} \in \partial\Omega_R, \vec{u} \in \mathbb{S}_+^2, t \in]t_I, +\infty[\end{cases} \quad (6d)$$

In the following sections, we present the two fundamental proposals that will permit:

- to express the temperature $\theta(\vec{x}, t)$ at position \vec{x} at time t , solution of System (6), as the expectation of a random variable. This first proposal proceeds from the rewriting of the problem in Green's formalism. The theory will first be given in full generality (Section 3), then applied for each of the three heat transfer modes separately (Section 4), and finally to the coupled model (Section 5);
- to define the thermal paths that ensure that this random variable can be sampled by a MC method. This second proposal introduces the notion of trajectory from the theory of stochastic processes and yields the construction of a path space for sampling. The theory and its application to the thermal model under consideration are first provided (Section 6), and then a practical proposition for sampling the conductive paths is developed (Section 7).

3 Linearity and propagators

The objective of this section is to produce a probabilization of the expressions in order to write the quantity of interest as the expectation of a random variable. The link with the MC method is made explicite by pseudo-algorithms that describe the sampling procedure of this random variable.

3.1 The formal proposition

The thermal sub-models described in the previous section by Eqs (3), (4) and (5), along with their respective boundary conditions, are all linear and can be formally written in a similar way. This leads to a system of linear integro-differential equations representing a well-posed boundary value problem, which can be written generically in the following operational form:

$$\begin{cases} c(\vec{w}, t) \partial f(\vec{w}, t) + L(f)(\vec{w}, t) = a(\vec{w}, t) f_{\mathcal{W}}(\vec{w}, t) & , t \in]t_I, +\infty[, \vec{w} \in \overset{\circ}{\mathcal{W}} \\ L_{\partial\mathcal{W}}(f)(\vec{w}, t) = f_{\partial\mathcal{W}}(\vec{w}, t) & , t \in]t_I, +\infty[, \vec{w} \in \partial\mathcal{W} \\ f(\vec{w}, t_I) = f_I(\vec{w}) & , \vec{w} \in \bar{\mathcal{W}} \end{cases} \quad (7)$$

where the temporal dimension of the problem is specifically marked and the corresponding variable is noted t . The non-temporal part of the integration domain on which the model is built can be of any dimension and noted \mathcal{W} ; the vector \vec{w} represents a way to name a point in this space. Depending on the model, \mathcal{W} may simply be the geometric space, as in the model for solids, or the space of locations and directions (phase space) in the case of radiative transfer. The particular case where this space has dimension zero can be treated without difficulty and is not the object of a specific development; it is typically the case for the fluid model. L and $L_{\partial\mathcal{W}}$ are homogeneous and linear integrodifferential operators (here homogeneity means that

there are no constant terms). $f_{\mathcal{W}}, f_{\partial\mathcal{W}}$ and f_I are source terms with the same dimension as f (they are assumed to be prescribed functions for the moment).

Functions $c(\vec{w}, t)$ and $a(\vec{w}, t)$ are part of the problem definition and they are known. $f, f_{\mathcal{W}}, f_{\partial\mathcal{W}}$ and f_I are real-valued functions.

Based on Eq (7), we construct a generic form for the sub-models.

Restrictions. We will restrict the proposition to models which satisfy the second principle, or H theorem, as it is understood in thermodynamics. More precisely, we only consider systems that exhibit an equilibrium solution (understood here as the uniformity of the f function) for particular conditions on the sources. In the generic framework of Eq (7), this implies that the model must satisfy the following property:

$$\forall a_1, a_2, a_3 \in \mathbb{R}, f_{\mathcal{W}} = a_1, f_{\partial\mathcal{W}} = a_2, f_I = a_3 \Rightarrow \min(a_1, a_2, a_3) < f(\vec{w}, t) < \max(a_1, a_2, a_3) \quad (8)$$

The thermal model that has been presented above in System (6) satisfies this property. Similar choices of generic models satisfying this equilibrium property could have been made. To provide a counter-example, if the balance equation for the solid sub-domain was a diffusion equation with a prescribed power source instead of the radiative term $\zeta(\theta_R - \theta_S)$ (for example, the contribution of an electric heater, without any loss) the equilibrium condition Eq (8) can not be satisfied. The same conclusion is obtained with a non-zero imposed flux (Neumann boundary condition). This does not mean that it is not possible to probabilize these models up to a Monte-Carlo implementation, but the strategies to be implemented for this are quite specific and lead to ad-hoc propositions that will be detailed in dedicated papers (some propositions are already implemented in the Stardis library).

3.2 Expression for $f(\vec{w}, t)$

Since the model is linear, one can write the solution of Eq (7) as

$$\begin{aligned} f(\vec{w}, t) = & + \int_{\mathcal{W}} g_I(\vec{w}, t | \vec{w}_I, t_I) f_I(\vec{w}_I) d\vec{w}_I \\ & + \int_{\partial\mathcal{W}} \int_{t_I}^t g_{\partial\mathcal{W}}(\vec{w}, t | \vec{w}_{\partial\mathcal{W}}, t_{\partial\mathcal{W}}) f_{\partial\mathcal{W}}(\vec{w}_{\partial\mathcal{W}}, t_{\partial\mathcal{W}}) dt_{\partial\mathcal{W}} d\vec{w}_{\partial\mathcal{W}} \\ & + \int_{\mathcal{W}} \int_{t_I}^t g_{\mathcal{W}}(\vec{w}, t | \vec{w}_{\mathcal{W}}, t_{\mathcal{W}}) f_{\mathcal{W}}(\vec{w}_{\mathcal{W}}, t_{\mathcal{W}}) dt_{\mathcal{W}} d\vec{w}_{\mathcal{W}} \end{aligned} \quad (9)$$

where the functions $g_I, g_{\partial\mathcal{W}}$ and $g_{\mathcal{W}}$ are the propagators for the different sources (respectively, the initial condition, on the surface, in the volume).

Reading Eq (9) is quite intuitive as it combines the concepts of superposition and causality: the observable f at point \vec{w} and time t results from the effects of three sources in the sense of Green's theory (that is, the inhomogeneous (right-hand) terms in Eq (7)):

- the effect of the initial condition f_I at any point in phase space $\vec{w}_I \in \mathcal{W}$ and at time t_I , provided by the propagator $g_I(\vec{w}, t | \vec{w}_I, t_I)$,
- the effect of the boundary conditions $f_{\partial\mathcal{W}}$ at any point on the edge of phase space $\vec{w}_{\partial\mathcal{W}} \in \partial\mathcal{W}$ and at any time $t_{\partial\mathcal{W}} \in [t_I, t]$, provided by the propagator $g_{\partial\mathcal{W}}(\vec{w}, t | \vec{w}_{\partial\mathcal{W}}, t_{\partial\mathcal{W}})$,
- the effect of the source $f_{\mathcal{W}}$ at any point in phase space $\vec{w}_{\mathcal{W}} \in \mathcal{W}$ and at any time $t_{\mathcal{W}} \in [t_I, t]$, provided by the propagator $g_{\mathcal{W}}(\vec{w}, t | \vec{w}_{\mathcal{W}}, t_{\mathcal{W}})$.

3.3 The Green function $g(\vec{w}, t | \vec{w}', t')$

In most non-academic systems, it is not possible to obtain the explicit form of the propagators. Nevertheless, propagators are the solution of linear mathematical models which can most often be written without much difficulty. The production of adjoint models, as well as Green's formalism, traditionally provide a unifying technical framework for this purpose.

Hereafter we briefly describe the Green's formalism approach in the case of Eq (7). Technically, the contribution of the sources are constructed from Dirac distributions and convolution operators. Since the equation is linear, the solution f can be reconstructed by superposition (see [62, 90–92] for more details).

From Eq (7), the following system is constructed:

$$\left\{ \begin{array}{ll} c(\vec{w}, t) \partial_t g(\vec{w}, t | \vec{w}', t') + L(g)(\vec{w}, t | \vec{w}', t') = \delta(\vec{w} - \vec{w}') & \delta(t - t'), \\ & t, t' \in]t_I, +\infty[, \vec{w} \in \bar{\mathcal{W}}, \vec{w}' \in \bar{\mathcal{W}} \\ L_{\partial\mathcal{W}}(g)(\vec{w}, t | \vec{w}', t') = 0, & t, t' \in]t_I, +\infty[, \vec{w} \in \bar{\mathcal{W}}, \vec{w}' \in \partial\mathcal{W} \\ g(\vec{w}, t | \vec{w}', t') = 0, & t < t', \vec{w} \in \bar{\mathcal{W}}, \vec{w}' \in \bar{\mathcal{W}} \end{array} \right. \quad (10)$$

where the volume source $f_{\mathcal{V}}$ have been replaced by a Dirac distribution δ in phase space and time, centered at (\vec{w}', t') , and where the boundary and initial conditions have been made homogeneous (there is no source except $f_{\mathcal{W}}$). Intuitively, $g(\vec{w}, t | \vec{w}', t')$ can be considered as the effect of a point source at $(\vec{w}', t') \in \bar{\mathcal{W}} \times \mathbb{R}$ on the quantity of interest f at point (\vec{w}, t) . The last line in Eq (10) ensures causality—it simply reflects the idea that an effect cannot occur before its cause—and at the same time, it closes the problem by providing initial conditions.

Then, propagators g_I , $g_{\partial\mathcal{W}}$ and $g_{\mathcal{W}}$ are directly constructed from g :

$$g_I(\vec{w}, t | \vec{w}_I, t_I) = c(\vec{w}_I, t_I) g(\vec{w}, t | \vec{w}_I, t_I)$$

$$g_{\mathcal{W}}(\vec{w}, t | \vec{w}_{\mathcal{W}}, t_{\mathcal{W}}) = a(\vec{w}_{\mathcal{W}}, t_{\mathcal{W}}) g(\vec{w}, t | \vec{w}_{\mathcal{W}}, t_{\mathcal{W}})$$

$g_{\partial\mathcal{W}}(\vec{w}, t | \vec{w}_{\partial\mathcal{W}}, t_{\partial\mathcal{W}})$ does not have a generic expression without knowledge of the operator $L_{\partial\mathcal{W}}$; it will be addressed on a case-by-case basis later on.

3.4 Probabilistic reformulation

The following quantities are introduced:

$$\begin{aligned} p_I &\equiv p_I(\vec{w}, t | t_I) &= \int_{\mathcal{W}} g_I(\vec{w}, t | \vec{w}_I, t_I) d\vec{w}_I \\ p_{\partial\mathcal{W}} &\equiv p_{\partial\mathcal{W}}(\vec{w}, t | t_I) &= \int_{\partial\mathcal{W}} \int_{t_I}^t g_{\partial\mathcal{W}}(\vec{w}, t | \vec{w}_{\partial\mathcal{W}}, t_{\partial\mathcal{W}}) dt_{\partial\mathcal{W}} d\vec{w}_{\partial\mathcal{W}} \\ p_{\mathcal{W}} &\equiv p_{\mathcal{W}}(\vec{w}, t | t_I) &= \int_{\mathcal{W}} \int_{t_I}^t g_{\mathcal{W}}(\vec{w}, t | \vec{w}_{\mathcal{W}}, t_{\mathcal{W}}) dt_{\mathcal{W}} d\vec{w}_{\mathcal{W}} \end{aligned} \quad (11)$$

Using the restriction Eq (8) into Eq (9) leads to:

$$p_I + p_{\partial\mathcal{W}} + p_{\mathcal{W}} = 1 \quad (12)$$

Indeed, Green functions only depend on the linear and homogeneous operator parts in Eq (7) (left-hand side of the equations). This property can be demonstrated by considering any

value for the sources, for example $a_1 = a_2 = a_3$. Eq (12) enables us to consider p_I , $p_{\partial\mathcal{W}}$ and $p_{\mathcal{W}}$ as probabilities in the following.

Let us define the following independent random variables (r.v.):

$$\begin{aligned} \mathcal{B}_1(p), \dots, \mathcal{B}_n(p) & \text{ are } n \text{ independent Bernoulli r.v. with parameter } p \\ \vec{W}_I & \text{ is a r.v. with distribution } p_{\vec{W}_I}(\vec{w}, t | \vec{w}_I, t_I) \\ (\vec{W}_{\partial\mathcal{W}}, T_{\partial\mathcal{W}}) & \text{ is a paired r.v. with distribution } p_{(\vec{W}_{\partial\mathcal{W}}, T_{\partial\mathcal{W}})}(\vec{w}, t | \vec{w}_{\partial\mathcal{W}}, t_{\partial\mathcal{W}}) \\ (\vec{W}_{\mathcal{W}}, T_{\mathcal{W}}) & \text{ is a paired r.v. with distribution } p_{(\vec{W}_{\mathcal{W}}, T_{\mathcal{W}})}(\vec{w}, t | \vec{w}_{\mathcal{W}}, t_{\mathcal{W}}) \end{aligned}$$

where probability density functions are:

$$\begin{aligned} p_{\vec{W}_I}(\vec{w}, t | \vec{w}_I, t_I) &= g_I(\vec{w}, t | \vec{w}_I, t_I) / p_I(\vec{w}, t | t_I) \\ p_{(\vec{W}_{\partial\mathcal{W}}, T_{\partial\mathcal{W}})}(\vec{w}, t | \vec{w}_{\partial\mathcal{W}}, t_{\partial\mathcal{W}}) &= g_{\partial\mathcal{W}}(\vec{w}, t | \vec{w}_{\partial\mathcal{W}}, t_{\partial\mathcal{W}}) / p_{\partial\mathcal{W}}(\vec{w}, t | t_I) \\ p_{(\vec{W}_{\mathcal{W}}, T_{\mathcal{W}})}(\vec{w}, t | \vec{w}_{\mathcal{W}}, t_{\mathcal{W}}) &= g_{\mathcal{W}}(\vec{w}, t | \vec{w}_{\mathcal{W}}, t_{\mathcal{W}}) / p_{\mathcal{W}}(\vec{w}, t | t_I) \end{aligned}$$

Eq (9) can then be reformulated to write $f(\vec{x}, t)$ as the expectation of a random variable F :

$$f = \mathbb{E}[F] \quad (13)$$

with

$$F = \mathcal{B}_1(p_I) f_I(\vec{W}_I) + (1 - \mathcal{B}_1(p_I)) \{ \mathcal{B}_2(p_2) f_{\partial\mathcal{W}}(\vec{W}_{\partial\mathcal{W}}, T_{\partial\mathcal{W}}) + (1 - \mathcal{B}_2(p_2)) f_{\mathcal{W}}(\vec{W}_{\mathcal{W}}, T_{\mathcal{W}}) \} \quad (14)$$

where $p_2 = \frac{p_{\partial\mathcal{W}}}{1-p_I}$.

3.5 Monte-Carlo algorithm

Based on the above formulations, it is straightforward to construct the sampling algorithm for F : i) sample one of the three types of sources according to the probabilities p_I , $p_{\partial\mathcal{W}}$ and $p_{\mathcal{W}}$, ii) sample a location and possibly a time according to the corresponding probability density function and iii) keep the value of the source at this sampled location and time (see Algorithm 1). The MC algorithm estimating $f = \mathbb{E}[F]$ consists in sampling a set of realizations \hat{f} of F and estimating f as the arithmetic mean of this set.

Algorithm 1: Sampling algorithm for the random variable F at phase space position \vec{w} and time t . \hat{f} is the corresponding realization of the random variable

```

Sample  $r_1$  uniformly on  $[0, 1]$ ;
if  $r_1 < p_I$  then
  Sample  $\vec{w}_I$  according to the law of  $\vec{W}_I$ ;
   $\hat{f} = f_I(\vec{w}_I)$ ;
else
  Sample  $r_2$  uniformly on  $[0, 1]$ ;
  if  $r_2 < p_2$  then
    Sample  $(\vec{w}_{\partial\mathcal{W}}, t_{\partial\mathcal{W}})$  according to the law of  $(\vec{W}_{\partial\mathcal{W}}, T_{\partial\mathcal{W}})$ ;
     $\hat{f} = f_{\partial\mathcal{W}}(\vec{w}_{\partial\mathcal{W}}, t_{\partial\mathcal{W}})$ ;
  else
    Sample  $(\vec{w}_{\mathcal{W}}, t_{\mathcal{W}})$  according to the law of  $(\vec{W}_{\mathcal{W}}, T_{\mathcal{W}})$ ;
     $\hat{f} = f_{\mathcal{W}}(\vec{w}_{\mathcal{W}}, t_{\mathcal{W}})$ ;

```

Fig 2 illustrates the proposition of probabilization in the simple case where the problem is only time-dependent (there is no integration over \mathcal{W} in this case), as for instance in the fluid sub-domain.

Mathematical view point	Probabilistic view point
<p>Let us consider the equation:</p> $\begin{cases} \frac{df}{dt} = -\alpha(f - f^*), & t \in]t_I, +\infty[\\ f(t_I) = f_I \end{cases}$ <p>where α is a constant and $f^* \equiv f^*(t)$.</p> <p>For $t \in]t_I, +\infty[, t' \in \mathbb{R}$ we get</p> $\frac{1}{\alpha} \frac{dg}{dt}(t t') + g(t t') = \delta(t - t')$ <p>hence</p> $\begin{cases} g(t t') = \mathcal{H}(t \geq t') \alpha \exp(-\alpha(t - t')) \\ g_I(t t') = g(t t')/\alpha \\ g_W(t t') = g(t t') \end{cases}$ <p>and</p> $f(t) = g_I(t t_I)f_I + \int_{t_I}^t g_W(t t')f^*(t')dt'$	<p>Define the probabilities</p> $\begin{aligned} p_I &= g_I(t t_I) \\ p_W &= 1 - p_I \\ p_{TW}(t t_W) &= g(t t_W)/p_W \end{aligned}$ <p>which leads to</p> $\begin{aligned} F(t) &= \mathcal{B}(p_I)f_I + (1 - \mathcal{B}(p_I))f^*(T_W) \\ f(t) &= \mathbb{E}[F(t)] \end{aligned}$ <p>where \mathcal{B} is a Bernoulli r.v. with parameter p_I and T_W is a r.v. with distribution p_{TW}.</p> <hr/> <p>Algorithm: Sampling algorithm for $F(t)$</p> <hr/> <pre> Sample r uniformly on $[0, 1]$; if $r < p_I(t t_I)$ then $\hat{f} = f_I$; else Sample t_W according to the law of T_W; $\hat{f} = f^*(t_W)$; </pre> <hr/>

Fig 2. Implementation example for the probabilization proposition in the case of a problem that is only time-dependent.

<https://doi.org/10.1371/journal.pone.0283681.g002>

4 Implementation of the uncoupled thermal model

The previous section has exposed our probabilization strategy based on the propagative formulation of the solutions of linear models when the equilibrium condition Eq (8) is met. We propose here to directly apply the procedure on each submodel in Eq (6), considered independently (*i.e* decoupled from each other). In this section, we will therefore consider that, for each submodel, crossed variables ensuring the coupling are prescribed (for instance, if we consider a fluid cavity, the solid temperature θ_S at the interface is assumed to be known).

4.1 Fluid sub-domain

Eq (6c) details the contributions on the fluid sub-domain boundary $\partial\Omega_{F_i}$ so that the coupling can be expressed unequivocally. But the distinction between the different parts of the boundary ($\partial\Omega_{F_i} \cap \partial\Omega_D$ and $\partial\Omega_{F_i} \cap \partial\Omega_S$) is useless here as we aim to first formalize the uncoupled problem by assuming that the temperature is known on all of them. Thus, we just start from the generic form provided by Eq (5) in which we write the development as if temperatures θ_R and θ_S were known and prescribed time-space functions.

This balance equation and the corresponding probabilization can be written in exactly the same way as in Fig 2. To obtain the final propagative form, there is however an additional step due to the fact that the source term of the differential equation involves integral terms. Appendix B describes these developments that finally lead to the expression of the fluid temperature:

$$\begin{aligned} \theta_{F_i}(t) = & g_{F_i,I}(t|t_I)\theta_I \\ & + \int_{t_I}^t \int_{\partial\Omega_{F_i}} g_{F_i,S}(t|\vec{y}_S, \tau)\theta_S(\vec{y}_S, \tau)d\vec{y}_S d\tau \\ & + \int_{t_I}^t \int_{\Omega_{F_i}} g_{F_i,R}(t|\vec{x}_R, \tau)\theta_R(\vec{x}_R, \tau)d\vec{x}_R d\tau \end{aligned} \quad (15)$$

where g_{Fi} , I , g_{Fi} , S and g_{Fi} , R stand for the propagation to fluid subvolume Ω_{Fi} from initial conditions, surface (Solid) and volume (Radiation) respectively.

A random variable whose expectation is the temperature $\theta_{Fi}(t)$ is constructed following the proposition stated in the general case (Eq (7) to Eq (14)), applied to the particular case where the state variable is only time-dependant (as in Fig 2):

$$\theta_{Fi}(t) = \mathbb{E}[\Theta_{Fi}(t)] \quad (16)$$

with

$$\begin{aligned} \Theta_{Fi}(t) = & \mathcal{B}_1(p_I^{Fi})\theta_I \\ & + (1 - \mathcal{B}_1(p_I^{Fi}))\{\mathcal{B}_2(p_R^{Fi})\theta_R(\vec{X}_R^{Fi}, T^{Fi}) + (1 - \mathcal{B}_2(p_R^{Fi}))\theta_S(\vec{Y}_S^{Fi}, T^{Fi})\} \end{aligned} \quad (17)$$

To simplify the presentation, the complete definition of the random variables and probabilities involved in this equation are reported to Appendix B.

Algorithm 2 describes the sampling procedure for Θ_{Fi} defined as above, and Fig 3 illustrates corresponding typical realizations.

Algorithm 2: Sampling algorithm for the random variable Θ_{Fi} defined by Eq (17) assuming the functions θ_R and θ_S are known. $\hat{\theta}_{Fi}$ is the corresponding realization of the random variable.

```

Sample  $r_1$  uniformly on  $[0, 1]$ ;
if  $r_1 < p_I^{Fi}$  then
     $\hat{\theta}_{Fi} = \theta_I$ ;
else
    Sample  $r_2$  uniformly on  $[0, 1]$ ;
    if  $r_2 < p_R^{Fi}$  then
        Sample  $(\vec{x}_R, \tau)$  according to the law of  $(\vec{X}_R^{Fi}, T^{Fi})$ ;
         $\hat{\theta}_{Fi} = \theta_R(\vec{x}_R, \tau)$ ;
    else
        Sample  $(\vec{y}_S, \tau)$  according to the law of  $(\vec{Y}_S^{Fi}, T^{Fi})$ ;
         $\hat{\theta}_{Fi} = \theta_S(\vec{y}_S, \tau)$ ;

```

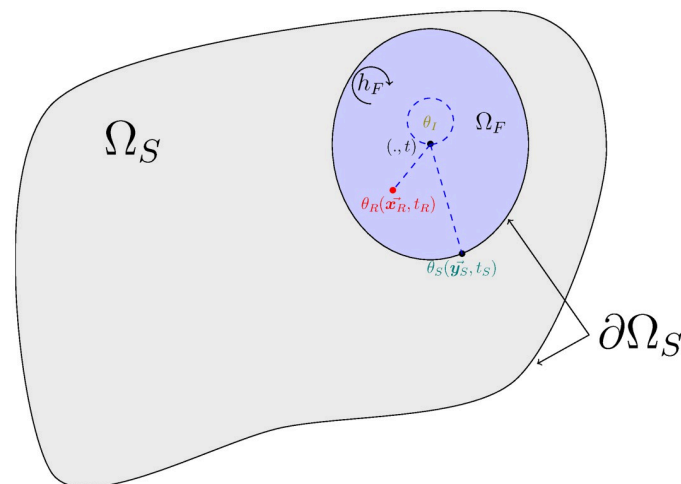


Fig 3. Illustration of the three possible realizations for Θ_{Fi} . Each realization represents one of the three contributions that can be returned: initial temperature θ_I , a radiance temperature θ_R and a boundary temperature with the solid θ_S . The notation $(., t)$ means that the temperature of the fluid is not dependent on the location in the cavity and that the probe can be positioned anywhere.

<https://doi.org/10.1371/journal.pone.0283681.g003>

4.2 Solid sub-domain

For the solid sub-domain, we start from the model as described by Eq (6b). In the description of the boundary conditions, temperatures θ_D and θ_{F^∞} are known functions of time and space. By contrast, temperatures θ_{F_i} result from the whole coupling dynamics. As above, we consider that, here, they are prescribed and known.

In agreement with the general form of Eqs (7) and (10), the Green function $g_s \equiv g_s(\vec{x}, t | \vec{x}', t')$ associated with Eq (6b) is solution of:

$$\left\{ \begin{array}{ll} \rho C \partial_t g_s - \vec{\nabla} \cdot (\lambda \vec{\nabla} g_s) + \zeta g_s = \delta(\vec{x} - \vec{x}') \delta(t - t') & , t \in]t_I, +\infty[, \vec{x} \in \overset{\circ}{\Omega}_s \\ g_s = 0 & , t \in]t_I, +\infty[, \vec{x} \in \partial\Omega_D \\ -\frac{\lambda}{h_F} \frac{\partial g_s}{\partial n} + g_s = 0 & , t \in]t_I, +\infty[, \vec{x} \in \partial\Omega_F^D \\ g_s = 0 & , t < t' \end{array} \right. \quad (18)$$

The solid temperature can thus be written as:

$$\begin{aligned} \theta_s(\vec{x}, t) = & \int_{\Omega_s} g_{s,I}(\vec{x}, t | \vec{x}_I, t_I) \theta_I(\vec{x}_I) d\vec{x}_I \\ & + \int_{t_I}^t \int_{\partial\Omega_F^D} g_{s,\partial\Omega_F^D}(\vec{x}, t | \vec{y}_F, t_F) \theta_F(\vec{y}_F, t_F) d\vec{y}_F dt_F \\ & + \int_{t_I}^t \int_{\partial\Omega_D} g_{s,\partial\Omega_D}(\vec{x}, t | \vec{y}_D, t_D) \theta_D(\vec{y}_D, t_D) d\vec{y}_D dt_D \\ & + \int_{t_I}^t \int_{\Omega_s} g_{s,R}(\vec{x}, t | \vec{x}_R, t_R) \theta_R(\vec{x}_R, t_R) d\vec{x}_R dt_R \end{aligned} \quad (19)$$

where:

- $g_{s,I} = \rho C g_s$ denote propagation from Initial condition,
- $g_{s,\partial\Omega_F^D} = h_F g_s$ denote propagation from surfaces $\partial\Omega_F^D$ corresponding to a Robin condition. In this case, θ_F takes the value θ_{F_i} of domain i to which \vec{y}_F belongs,
- $g_{s,\partial\Omega_D} = \lambda \frac{\partial g_s}{\partial n}$ denote propagation from surfaces $\partial\Omega_D$ which a Dirichlet boundary condition (θ_D),
- $g_{s,R} = \zeta g_s$ denote propagation from volume radiation.

A random variable whose expectation is the temperature $\theta_s(\vec{x}, t)$ is constructed following the proposition stated in the general case (Eqs (7) to (14)), with the domain \mathcal{W} consisting in the geometric space Ω_s . It is thus possible to write:

$$\theta_s(\vec{x}, t) = \mathbb{E}[\Theta_s(\vec{x}, t)] \quad (20)$$

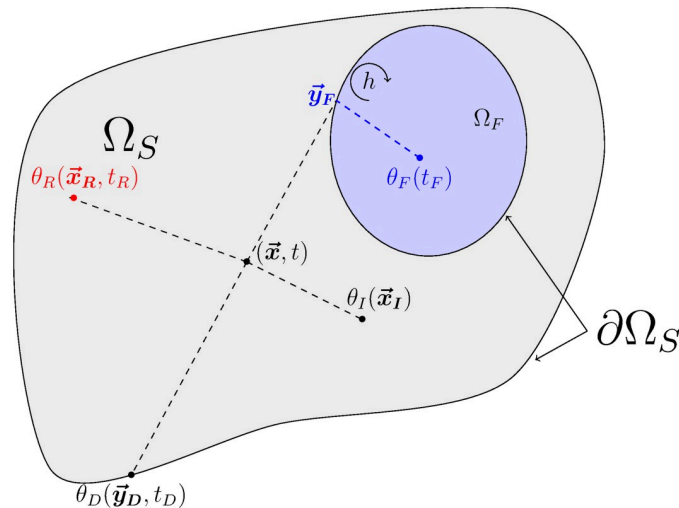


Fig 4. Illustration of four realizations of $\Theta_s(\vec{x}, t)$: An initial condition θ_I at point \vec{x}_I , a radiance temperature θ_R at point (\vec{x}_R, t_R) , a fluid temperature θ_F at time t_F and a temperature θ_D imposed at the boundary at point (\vec{y}_D, t_D) . For clarity, we represent only one fluid cavity.

<https://doi.org/10.1371/journal.pone.0283681.g004>

with

$$\begin{aligned} \Theta_s(\vec{x}, t) = & \mathcal{B}_1(p_1^s)\theta_I(\vec{X}_I^s) + (1 - \mathcal{B}_1(p_1^s))\mathcal{B}_2(p_2^s)\theta_R(\vec{X}_R^s, T_R^s) \\ & + (1 - \mathcal{B}_1(p_1^s))(1 - \mathcal{B}_2(p_2^s))\mathcal{B}_3(p_3^s)\theta_F(\vec{Y}_F^s, T_F^s) \\ & + (1 - \mathcal{B}_1(p_1^s))(1 - \mathcal{B}_2(p_2^s))(1 - \mathcal{B}_3(p_3^s))\theta_D(\vec{Y}_D^s, T_D^s) \end{aligned} \quad (21)$$

To simplify the presentation, the definition of the random variables and probabilities involved in this equation are reported to Appendix C.

For given values of \vec{x} and t , Algorithm 3 describes the sampling procedure for Θ_s defined as above and Fig 4 illustrates corresponding typical realizations.

Algorithm 3: Sampling algorithm for the random variable Θ_s defined by Eq (21) assuming the functions θ_R and θ_F are known. $\hat{\theta}_s$ is the corresponding realization of the random variable.

Sample r_1 uniformly on $[0, 1]$;

if $r_1 < p_1^s$ **then**

Sample \vec{x}_I according to the law of \vec{X}_I^s ;

$\hat{\theta}_s = \theta_I(\vec{x}_I)$;

else

Sample r_2 uniformly on $[0, 1]$;

if $r_2 < p_2^s$ **then**

Sample (\vec{x}_R, τ_R) according to the law of (\vec{X}_R^s, T_R^s) ;

$\hat{\theta}_s = \theta_R(\vec{x}_R, \tau_R)$;

else

Sample r_3 uniformly on $[0, 1]$;

if $r_3 < p_3^s$ **then**

Sample (\vec{y}_F, τ_F) according to the law of (\vec{Y}_F^s, T_F^s) ;

$\hat{\theta}_s = \theta_F(\vec{y}_F, \tau_F)$;

else

Sample (\vec{y}_D, τ_D) according to the law of (\vec{Y}_D^s, T_D^s) ;

$\hat{\theta}_s = \theta_D(\vec{y}_D, \tau_D)$;

4.3 Radiative transfer in fluid and solid sub-domain

We start from the radiative transfer model described by Eq (6d): here phase space is the union of the sets of positions and directions, and boundary conditions are given by the known function $\theta_{R,\partial\Omega_R,\vec{u}}$ on the fictive surface $\partial\Omega_R$. The temperature θ which appears in the equation is either a fluid temperature, or a temperature in the solid, and results from all the coupling dynamics. As in the two previous paragraphs, we are going to consider first that θ is known and prescribed so that we can build the probabilization on the uncoupled model.

In agreement with the general form of Eqs (7) and (10), the Green function $g_R \equiv g_R(\vec{x}, \vec{u}|\vec{x}', \vec{u}')$ associated with the model in Eq (6d) is solution of:

$$\begin{cases} \vec{u} \cdot \vec{\nabla} g_R + k_e g_R - k_s \int_{\mathbb{S}^2} p_s(\vec{u}|\vec{u}') d\vec{u}' g_R = \delta(\vec{x} - \vec{x}') \delta(\vec{u} - \vec{u}'), & \vec{x} \in \overset{\circ}{\Omega}, \quad \vec{u} \in \mathbb{S}^2 \\ g_R = 0, & \vec{y} \in \partial\Omega_R, \quad \vec{u} \in \mathbb{S}_+^2 \end{cases} \quad (22)$$

Radiance temperature in the fluid and solid domains is therefore written as:

$$\begin{aligned} \theta_{R,\vec{u}}(\vec{x}, t) &= \int_{\Omega} \int_{\mathbb{S}^2} g_{R,A}(\vec{x}, \vec{u}|\vec{x}_A, \vec{u}_A) \theta(\vec{x}_A, t) d\vec{u}_A d\vec{x}_A \\ &+ \int_{\partial\Omega_R} \int_{\mathbb{S}_+^2} g_{R,\partial\Omega_R}(\vec{x}, \vec{u}|\vec{y}_R, \vec{u}_R) \theta_{R,\partial\Omega_R,\vec{u}_R}(\vec{y}_R, t) d\vec{u}_R d\vec{y}_R \end{aligned} \quad (23)$$

where $g_{R,A} = g_R(k_e - k_s) = g_R k_a$ stands for the propagator from the temperature in the solid or fluid volumes (Absorption) and $g_{R,\partial\Omega_R} = g_R$ stands for the propagator from the radiative boundary condition on $\partial\Omega_R$.

A random variable whose expectation is the radiance temperature $\theta_{R,\vec{u}}(\vec{x}, t)$ is obtained following the proposition stated in the general case (Eqs (7) to (14)):

$$\theta_{R,\vec{u}}(\vec{x}, t) = \mathbb{E}[\Theta_{R,\vec{u}}(\vec{x}, t)] \quad (24)$$

with

$$\Theta_{R,\vec{u}}(\vec{x}, t) = \mathcal{B}(p_A^R(\vec{x}, \vec{u})) \theta(\vec{X}_A^R, t) + (1 - \mathcal{B}(p_A^R(\vec{x}, \vec{u}))) \theta_{R,\partial\Omega_R,\vec{U}_R}(\vec{Y}_R^R, t) \quad (25)$$

To simplify the presentation, the definition of the random variables and probabilities involved in this equation are reported to Appendix D.

A new random variable is defined in order to formulate the temperature $\theta_R(\vec{x}, t)$ as an expectation:

$$\Theta_R(\vec{x}, t) = \Theta_{R,\vec{U}}(\vec{x}, t) \quad (26)$$

where \vec{U} follows a uniform law on the sphere, hence:

$$\theta_R(\vec{x}, t) = \int_{\mathbb{S}^2} \frac{1}{4\pi} d\vec{u} \theta_{R,\vec{u}}(\vec{x}, t) = \mathbb{E}[\Theta_R(\vec{x}, t)] \quad (27)$$

For given values of \vec{x} and t , Algorithm 4 describes the sampling procedure for Θ_R defined as above and Fig 5 illustrates corresponding typical realizations.

4.4 Summary

In this section, we have built probabilized forms for heat balance equation inside fluidic cavities, heat balance equation inside solid matrix and radiative transfer equation. This was done

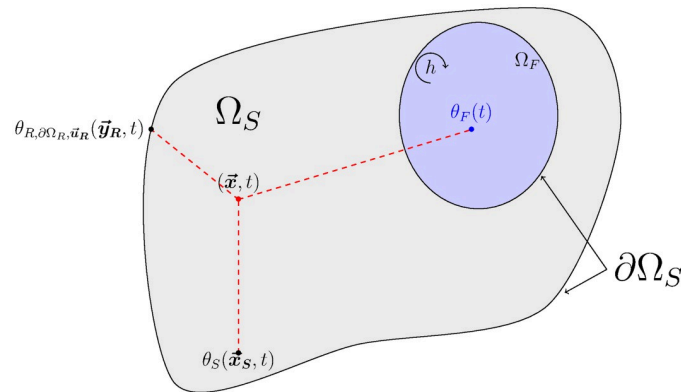


Fig 5. Representation of three realizations of Θ_R : A radiance temperature imposed on the boundary $\theta_{R, \partial\Omega_R, \vec{u}_R}$ at point \vec{y}_R (at this point, the boundary $\partial\Omega_R$ coincides with $\partial\Omega_S$), a solid temperature θ_S at point \vec{x}_S , and a fluid temperature θ_F . We note $\vec{x}_A \equiv \vec{x}_S$ and $\theta(\vec{x}_A, t) \equiv \theta_S(\vec{x}_S, t)$ if $\vec{x}_A \in \Omega_S$, and $\vec{x}_A \equiv \vec{x}_F$ and $\theta(\vec{x}_A, t) \equiv \theta_F(\vec{x}_F, t) = \theta_F(t)$ if $\vec{x}_A \in \Omega_F$. For clarity, we represent here only one fluid cavity.

<https://doi.org/10.1371/journal.pone.0283681.g005>

by partitioning the model: for each case, an uncoupled form was considered, *i.e.* all the variables involved in the coupling between submodels were assumed to be known. Under this assumption, we obtained a random variable whose expectation is the temperature of interest within each submodel, with a corresponding sampling algorithm. Practical implementation of these algorithms is not discussed at this point; it will be the object of Section 7. We focus now on *re-coupling* the three submodels.

Algorithm 4: Sampling algorithm for the random variable Θ_R defined by Eq (27) assuming the function θ is known (depending on the location, $\theta(\vec{x}_A, t)$ corresponds to a fluid temperature or a solid temperature). $\hat{\theta}_R$ is the corresponding realization of the random variable.

```

Sample  $\vec{u}$  according to the law of  $\vec{U}$ ;
Sample  $r$  uniformly on  $[0, 1]$ ;
if  $r < p_A^R(\vec{x}, \vec{u})$  then
    Sample  $\vec{x}_A$  according to the law of  $\vec{X}_A^R$ ;
     $\hat{\theta}_R = \theta(\vec{x}_A, t)$ ;
else
    Sample  $(\vec{y}_R, \vec{u}_R)$  according to the law of  $(\vec{Y}_R^R, \vec{U}_R)$ ;
     $\hat{\theta}_R = \theta_{R, \partial\Omega_R, \vec{u}_R}(\vec{y}_R, t)$ ;

```

5 The coupling

Under the decoupling assumption, there exists for each submodel a random variable whose expectation is the temperature we are looking for, with a corresponding sampling algorithm. The key point is that we built formulations in which the re-coupling can now be done solely through sources in Green's sense, *i.e.* through inhomogeneous terms in the descriptive equations. It will allow us to solve the whole coupled system by building random walks switching from one algorithm to another; this translates in probabilistic terms how we handle the recursivity of the implicit formulations.

To illustrate this question, the propagator equations are summarized below, keeping only the basic structure of the partitioning/re-coupling (Eq (15) for the fluid temperature, Eq (19)

for the solid temperature, Eqs (27) and (23) for the radiative temperature):

$$\begin{cases} \theta_F = g_{F,I} \theta_I + \int_{\Delta t \cup \Omega_F} d\mu g_{F,R} \theta_R + \int_{\Delta t \cup \partial \Omega_F} d\mu g_{F,S} \theta_S \\ \theta_S = \int_{\Omega_S} d\mu g_{S,I} \theta_I + \int_{\Delta t \cup \Omega_S} d\mu g_{S,R} \theta_R + \int_{\Delta t \cup \partial \Omega_F^D} d\mu g_{S,\partial \Omega_F^D} \theta_F + \int_{\Delta t \cup \partial \Omega_D} d\mu g_{S,\partial \Omega_D} \theta_D \\ \theta_R = \int_{S^2 \cup \Omega \cup S^2} d\mu \frac{1}{4\pi} g_{R,A} \theta_{F/S} + \int_{S^2 \cup \partial \Omega_R \cup S^2_+} d\mu \frac{1}{4\pi} g_{R,\partial \Omega_R} \theta_{R,\partial \Omega_R} \end{cases} \quad (28)$$

where μ is the measure associated to each integration space, θ_F is the generic form for a fluid temperature whatever the cavity, and $\theta_{F/S}$ stands for the fluid or solid temperature according to the location in the domain.

Each equation in System (28) involves prescribed terms (known initial conditions θ_I , boundary conditions θ_D or $\theta_{R,\partial \Omega_R}$) and cross-coupling terms between solid, fluid and radiative temperatures, which are space-time functions. Formally this system of integral equations is a Fredholm equation of the second kind for the vector $\vec{\theta} \equiv (\theta_F, \theta_S, \theta_R)$:

$$\vec{\theta} = \vec{f} + \vec{\mathcal{I}}(\vec{\theta}) \quad (29)$$

where \vec{f} contains the prescribed terms and $\vec{\mathcal{I}}$ is a linear integral vector operator acting on the temperatures vector $\vec{\theta}$.

By construction of the model in Eq (6) the integral operator $\vec{\mathcal{I}}$ has contracting kernel, which enables to apply the iterated kernel technique to establish solutions in the form of integral Neumann-series. Thanks to this property, solving Eq (29) fits into the standard of the MC method [93–95]. With this approach, contributions of the terms in the infinite Neumann-series expansion are statistically sampled, leading to the algorithmic construction of random walks providing unbiased estimation of the solution. In this regard, solving Fredholm equation of the second kind with MC can be considered as the functional extension of classical MC methods for algebraic linear systems of any dimension [96–98]. From a practical point of view, such methods estimate a probe quantity and in no way the whole field (in continuous cases) or the ensemble of the unknown (in discrete cases). Typically, when solving algebraic linear systems with MC, one of the unknown is estimated without assessing the others, but the implemented random walk statistically *crosses* the entire set of equations in order to ensure the exactness of the result. In the present case, we will estimate the temperature at a given location and time, without having to estimate the entire fields of temperature, thanks to the implementation of random walks switching from one submodel to the other.

5.1 Double randomization: A key point

As in MC methods solving Fredholm equations, we base our proposition on the estimation of potentially infinitely nested expectations: for example, the random variable Θ_S , whose expectation is the temperature in the solid, is a function of the temperatures θ_{F_i} in the fluid cavities, which are themselves expectations of random variables Θ_{F_i} . To understand the recursive mechanics of probabilized coupling through nested expectations, it is interesting to isolate the essential MC property that is classically named *double randomization* [83, 84]. This property is trivial but leads to a subtle gesture that is very powerful because it enables to think the question of the nesting (or the coupling in the present case) locally, *i.e* when the question is raised, at one point of the random walk sampling.

The following elementary illustration contains all the features of the double randomization:
We consider an observable θ_1 , written as the expectation of a random variable B , which is itself defined as an algebraic linear operator \mathcal{L} on the function θ_2 of a random variable X .

$$\begin{cases} \theta_1 = \mathbb{E}(B) \\ B = \mathcal{L}(\theta_2(X)) \end{cases} \quad (30)$$

In this case, the sampling algorithm for B is trivial:

Algorithm 5: b is a realization of B in the case where θ_2 is an explicit and known function (Eq (30))

Sample x according to the law of X ;
 $b = \mathcal{L}(\theta_2(x))$

Double randomization takes place as soon as the function $\theta_2(x)$ itself is expressed as an expectation of another random variable $A(x)$ parametrized by x .

$$\theta_2(x) = \mathbb{E}[A(x)] \quad (31)$$

In a naive approach, one could think that it is required to evaluate the expectation of $A(x)$ for each realization x of X in order to be able to use the Algorithm 5 to sample B .

Yet, the law of iterated expectations enables to define a new random variable \tilde{B} such that

$$\begin{cases} \theta_1 = \mathbb{E}[\tilde{B}] \\ \tilde{B} = \mathcal{L}(A(X)) \end{cases} \quad (32)$$

which leads to the following algorithm to sample \tilde{B} :

Algorithm 6: \tilde{b} is a realization of \tilde{B} in the case where θ_2 is defined from an expectation (Eq (31))

Sample x according to the law of X ;
Sample a according to the law of $A(x)$;
 $\tilde{b} = \mathcal{L}[a]$

In practice, this double randomization operation is invoked whenever it is necessary to estimate a quantity written in the form of an expectation at a step of random walk sampling. Double randomization is essential in standard MC practice but often, it is not made explicit because the processes which make the algorithmic proposal analogous to physics rely on an intuitive vision that enables to circumvent formalization. For instance, in linear transport physics, when intuitively sampling multiple scattering paths, at each scattering event, the path continues in only one randomly sampled direction: this is the hallmark of double randomization. If, by contrast, probabilization of Fredholm integral equations is the starting point, then double randomization allows for an increased range of flexible application by simply avoiding to address systematically the whole Neumann-series expansion.

This property vanishes as soon as the operators combining the expectations are no longer linear [99–101]. However, recent works [102, 103] have shown that it is possible to extend the proposition to nonlinear cases, by expanding the nonlinear functions as a Taylor-series and then writing each monomial in the series as the product of independent and identically distributed random variables.

5.2 A recursive algorithmic approach: Towards a coupled path space

For each equation in System (28) taken independently, a probabilistic version was built by defining random variables whose expectation are the temperatures of interest (Eqs (17), (21))

and (26)). To find the solution of the coupled system with an iterative procedure, we now face the fact that the different functions θ of the random variables are only known at the boundaries of the overall problem (temporal and spatial); everywhere else they are themselves the expectation of new random variables. Double randomization is here used to address this question. The strength of this approach is that double randomization can be used in a nested manner, as many times as necessary, whenever the situation arises. Hence, random processes are going to interlock recursively until an outcome is found, at a boundary or an initial condition.

The algorithmic translation of this proposition becomes trivial from the algorithms defined for each uncoupled equation (Algorithms 2, 3, 4): the estimation of unknown θ functions (θ_S , θ_R or θ_F) at a given location and/or time is simply replaced by a call to the corresponding sampling procedure. Then, the iterative sequence switching from one process to another (based on explicit probabilities) is ended as soon as an initial condition θ_I or a boundary condition θ_D or $\theta_{R,\partial\Omega_R}$ is met.

The result of the coupled procedure for a full realization is therefore to generate from the probe at \vec{x} and at a given observation time, a sequence of points that move in space and back in time toward the initial condition. This sequence of points creates a thermal path consisting of a succession of sub-paths associated with each transfer mode. These sub-paths sampled according to Algorithms 2, 3, 4 will be named *convective path*, *conductive path* and *radiative path* respectively. At this stage a sub-path is defined only by its origin and its endpoint.

If \vec{x} is within the solid, the first step in the MC algorithm consists in sampling a conductive path. If \vec{x} is within the fluid, this first step is a convective path. There are also situations where the first step is a radiative path, typically when producing an infrared image by simulating a camera sensor. In all cases, at the end of this sub-path, either the temperature is known and the algorithm stops, or the temperature is unknown and a new path is sampled:

- if the unknown temperature is a solid temperature, the new path is a conductive path within the solid,
- if the unknown temperature is a fluid temperature, the new path is a convective path within the fluid,
- if the unknown temperature is a radiative temperature, the new path is a radiative path that may travel through both the solid and the fluid,

The process is continued until a sub-path ends at a location and time for which the temperature is known. This succession of sampled conductive, convective or radiative paths will be named a *recursive path*. An illustration of such a sequence is proposed in Fig 6.

In the proposition made here, we do not discuss the practicability of sampling the different random variables. In particular cases where propagators (and therefore the probability density functions) have an explicit and known form, building this sampling is undemanding. It leads to an easy and very efficient numerical implementation providing an exact solution in the statistical meaning of the term (this is the case for the model in fluid cavities for example). However, in most situations involving complex geometries, the analytical expressions of the propagators are inaccessible. This situation is often encountered in MC methods and indeed, sampling paths does not always require the functional form of the propagators to be explicit. The following section will focus on this question. The main difficulty will be related to the diffusive component appearing in the energy conservation equation within the solid sub-domain (Eq (6b)). To overcome this difficulty, we get into the theory of stochastic processes, in relation with Feynman-Kac formulation.

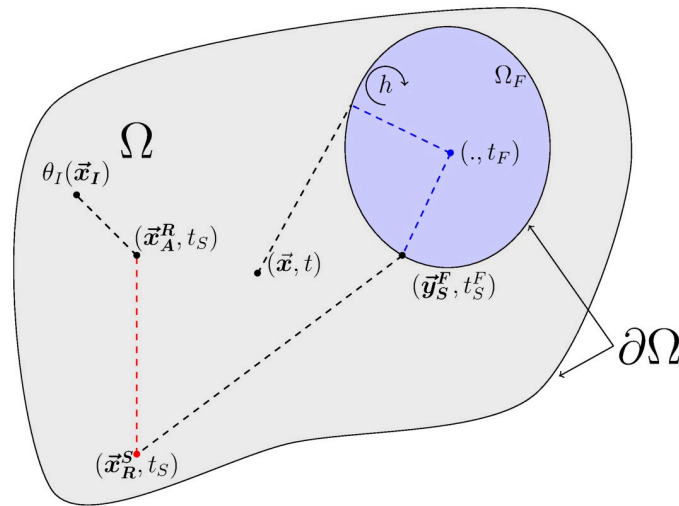


Fig 6. Illustration of a realization of a recursive path starting from (\vec{x}, t) in the framework of model (6).

Information first spreads by conduction in the solid domain, until it reaches the fluid domain. Once in the fluid, it propagates by convection until it reaches the solid boundary at point (\vec{y}_s^F, t_s^F) . Back in the solid, information continues to spread by conduction until reaching a radiative source at (\vec{x}_R^S, t_s) . Then it propagates by radiation until being absorbed in the solid at point (\vec{x}_A^R, t_s) , before finally reaching by conduction the point (\vec{x}_I, t_I) where temperature is known. Through this example recursive path, the contribution to temperature $\theta(\vec{x}, t)$ is the initial condition $\theta_I(\vec{x}_I)$.

<https://doi.org/10.1371/journal.pone.0283681.g006>

6 Feynman-Kac approach and the definition of continuous sub-paths

The Green approach of the three previous sections is self-consistent in the definition of a coupled heat transfer MC algorithm. The recursive nature of this algorithm is a way to address the propagator of the overall system from a statistical reading of separate conduction, convection and radiation propagators.

When describing this recursivity, we defined recursive paths made of random successions of conductive paths, convective paths and radiative paths. At this stage, these paths are not yet fully defined, since only the sub-path ending and succession probabilities $p_I^{F_i}$, $p_R^{F_i}$, p_I^S , p_2^S , p_3^S and p_A^R have been provided (Eqs (17), (21) and (25)). Hence, the Green formulations of Eqs (15), (19) and (23) define propagators, from the sources (at the boundary and within the domain) to the observation location, but with no time-resolved path-like interpretation.

In this section, the path definition is completed using a stochastic interpretation of the very same physics. Three processes are introduced, $\vec{\mathcal{X}}$, $\vec{\mathcal{F}}$ and $\vec{\mathcal{U}}$, together with four random variables, $\tau_{\mathcal{X}}$, $\tau_{\mathcal{R}}$, $\epsilon_{\mathcal{X}}$ and $\epsilon_{\mathcal{R}}$. They can be used to write a set of three coupled Feynman-Kac formulations of the solid, fluid and radiative temperatures in strict correspondence with Eq (6) and the propagators are built from the statistics of these sub-paths.

$\vec{\mathcal{X}}$ is defined on a domain Ω that is either a solid or a fluid connex domain, $\Omega \equiv \Omega_S$ or $\Omega \equiv \Omega_F$. The notation $\vec{\mathcal{X}}_p^{\vec{x},t}$ is for $\vec{\mathcal{X}}$ at time p , conditioned to reach location \vec{x} at time t (i.e. $\vec{\mathcal{X}}_t^{\vec{x},t} = \vec{x}$). The associated random variable $\tau_{\vec{\mathcal{X}}}^{\vec{x},t}$ is defined as the time at which $\vec{\mathcal{X}}$ hits the parabolic boundary $(\Omega \times \{t_I\}) \cup (\partial\Omega \times [t_I, t])$.

6.1 Conductive path

When located inside a solid domain, $\vec{\mathcal{X}}$ is designed to allow a Feynman-Kac formulation of the solution of Eq (6b) and defines a conductive path. Eq (6b) is a source-diffusion equation

with Robin boundary condition (the particular situation of a Dirichlet condition is, by construction, included in this case), which leads to a Partially Reflected Brownian Motion (PRBM) with $\vec{\mathcal{X}}$ solution of the following Stochastic differential equation (Skorokhod stochastic process, for further details see [104–106]):

$$d\vec{\mathcal{X}}_p = dW_p + n(\vec{\mathcal{X}}_p)H_{\partial\Omega_S}(\vec{\mathcal{X}}_p)l_p \quad (33)$$

where W is a three-dimensional Brownian motion, l_p a local boundary time process, n a function on Ω_S and $H_{\partial\Omega_S}(\vec{x}) = 1$ if $\vec{x} \in \partial\Omega_S$.

6.2 Convective path

When located inside a fluid domain, $\vec{\mathcal{X}}$ is designed to allow a Feynman-Kac formulation of the solution of Eq (6c) and defines a convective path. Eq (6c) can be rewritten in probabilistic form (Eqs (15), (17) and Appendix B) which leads to the definition of $\vec{\mathcal{X}}$ as a white noise uniformly distributed on Ω_F that hits the boundary with a constant rate $\mu = \bar{h}_F \mathcal{S}_F$ (\bar{h}_F is the average h_F over the boundary $\partial\Omega_F$ of area \mathcal{S}_F) at locations $\vec{Y}_s^F \equiv \vec{\mathcal{X}}_{\tau_{\vec{\mathcal{X}}}}$ distributed according to

$$p_{\vec{Y}_s^F}(\vec{y}_s) = \frac{h_F(\vec{y}_s)}{\mu} \quad (34)$$

6.3 Radiative path

$\vec{\mathcal{R}}$ is defined on the whole system, i.e. the union of all solid and fluid connex domains, i.e. $\Omega_S \cup \Omega_{F_1} \cup \Omega_{F_2} \cup \Omega_{F_3} \dots \cup \Omega_{F_\infty}$ and $\vec{\mathcal{U}}$ is defined on the unit sphere.

These two processes are designed to allow a Feynman-Kac formulation of the solution of Eq (6d) and define a radiative path. Eq (6d) is a stationary linear Boltzmann equation, which leads to a Stochastic Transport Process, i.e. the standard Markov process of linear transport theory [107, 108]:

$$d\vec{\mathcal{R}}_p = c\vec{\mathcal{U}}_p dp \quad (35)$$

where c is the speed of light and $\vec{\mathcal{U}}$ jumps according to the single scattering phase function at instants given by a Poisson process of rate $\int_0^p k_s(\vec{\mathcal{R}}_v^{\vec{x},t}) dv$, that is, the duration between two consecutive collisions is exponentially distributed.

6.4 Coupling

These three definitions lead to the following three coupled functional integrals, that are strictly compatible with Eqs (6b), (6c) and (6d):

$$\vec{x} \in \Omega_S, t \in [t_I, +\infty[:$$

$$\begin{aligned} \theta_S(\vec{x}, t) = & \mathbb{E} \left[q_S(\vec{\mathcal{X}}_{\tau_{\vec{\mathcal{X}}}}^{\vec{x},t}, \tau_{\vec{\mathcal{X}}}^{\vec{x},t}) \exp \left(- \int_{\tau_{\vec{\mathcal{X}}}^{\vec{x},t}}^t \alpha(\vec{\mathcal{X}}_p^{\vec{x},t}, p) dp \right) \right. \\ & \left. + \int_{\tau_{\vec{\mathcal{X}}}^{\vec{x},t}}^t \alpha(\vec{\mathcal{X}}_p^{\vec{x},t}, p) \theta_R(\vec{\mathcal{X}}_p^{\vec{x},t}, p) \exp \left(- \int_p^t \alpha(\vec{\mathcal{X}}_v^{\vec{x},t}, v) dv \right) dp \right] \end{aligned} \quad (36)$$

$$\vec{x} \in \Omega_F, t \in [t_I, +\infty[:$$

$$\begin{aligned} \theta_F(\vec{x}, t) = & \mathbb{E} \left[q_F(\vec{\mathcal{X}}_{\tau_{\vec{x},t}}^{\vec{x},t}, \tau_{\vec{x},t}^{\vec{x},t}) \exp \left(- \int_{\tau_{\vec{x},t}}^t \alpha(\vec{\mathcal{X}}_p^{\vec{x},t}, p) dp \right) \right. \\ & \left. + \int_{\tau_{\vec{x},t}}^t \alpha(\vec{\mathcal{X}}_p^{\vec{x},t}, p) \theta_R(\vec{\mathcal{X}}_p^{\vec{x},t}, p) \exp \left(- \int_p^t \alpha(\vec{\mathcal{X}}_v^{\vec{x},t}, v) dv \right) dp \right] \end{aligned} \quad (37)$$

$$t \in [t_I, +\infty[:$$

$$\begin{aligned} \theta_R(\vec{x}, t) = & \mathbb{E} \left[\tilde{\theta}_R(\vec{\mathcal{X}}_{\tau_{\vec{x},t}}^{\vec{x},t}, \vec{\mathcal{U}}_{\tau_{\vec{x},t}}^{\vec{x},t}, \tau_{\vec{x},t}^{\vec{x},t}) \exp \left(- \int_{\tau_{\vec{x},t}}^t \beta(\vec{\mathcal{X}}_p^{\vec{x},t}, p) dp \right) \right. \\ & \left. + \int_{\tau_{\vec{x},t}}^t \beta(\vec{\mathcal{X}}_p^{\vec{x},t}, p) \theta_{F/S}(\vec{\mathcal{X}}_p^{\vec{x},t}, p) \exp \left(- \int_p^t \beta(\vec{\mathcal{X}}_v^{\vec{x},t}, v) dv \right) dp \right] \end{aligned} \quad (38)$$

with

$$q_S(\vec{x}, t) \equiv \begin{cases} \theta_I(\vec{x}) & \text{if } t = t_I, \vec{x} \in \Omega_S \\ \theta_F(\vec{x}, t) & \text{if } t > t_I, \vec{x} \in \partial\Omega_F^D \\ \theta_D(\vec{x}, t) & \text{if } t > t_I, \vec{x} \in \partial\Omega_D \end{cases} \quad (39)$$

$$q_F(\vec{x}, t) \equiv \begin{cases} \theta_I(\vec{x}) & \text{if } t = t_I, \vec{x} \in \Omega_F \\ \theta_S(\vec{x}, t) & \text{if } t > t_I, \vec{x} \in \partial\Omega_F \end{cases} \quad (40)$$

$$\alpha = \frac{\zeta}{\rho C} \quad (41)$$

$$\beta = k_a c \quad (42)$$

where $\tilde{\theta}_R \equiv \theta_{R, \partial\Omega_R, \vec{u}}$ is the directional radiative temperature in incoming directions at the limit of the composite domain, and $\theta_{F/S}$ is either the temperature of the fluid θ_F or the temperature of the solid θ_S , depending on the position.

These sub-path statistics then achieve the objective of completing the spatio-temporal description of section 4 on decoupled models for each of the three heat transfer modes separately.

6.5 Switching from one mode to the other

Of course, Eqs (36), (37) and (38) are coupled: θ_R appears as an integrated source in Eqs (36) and (37) and θ as an integrated source in Eq (38). To recover the recursive path description of Section 5, this coupling must be translated into thermal paths switching from one mode to the other (whether in the domain or at an interface). Following a very standard MC approach, this is achieved by defining random variables $\epsilon_{\mathcal{X}}$ and $\epsilon_{\mathcal{D}}$ that turn the source integrations into expectations. When conditioned by \vec{x} and t , $\epsilon_{\mathcal{X}}^{\vec{x},t}$ is defined on $[\tau_{\mathcal{X}}^{\vec{x},t}, t]$ with a probability

density

$$p_{\epsilon_{\mathcal{D}}^{\vec{x},t}}(\epsilon) = \exp\left(-\int_{\tau_{\mathcal{D}}^{\vec{x},t}}^t \alpha(\vec{\mathcal{D}}_p^{\vec{x},t}, p) dp\right) \delta(\epsilon - \tau_{\mathcal{D}}^{\vec{x},t}) + \alpha(\vec{\mathcal{D}}_{\epsilon}^{\vec{x},t}, \epsilon) \exp\left(-\int_{\epsilon}^t \alpha(\vec{\mathcal{D}}_p^{\vec{x},t}, p) dp\right) \quad (43)$$

Similarly, $\epsilon_{\mathcal{D}}^{\vec{x},t}$ is defined on $[\tau_{\mathcal{D}}^{\vec{x},t}, t]$ with

$$p_{\epsilon_{\mathcal{D}}^{\vec{x},t}}(\epsilon) = \exp\left(-\int_{\tau_{\mathcal{D}}^{\vec{x},t}}^t \beta(\vec{\mathcal{D}}_p^{\vec{x},t}, p) dp\right) \delta(\epsilon - \tau_{\mathcal{D}}^{\vec{x},t}) + \beta(\vec{\mathcal{D}}_{\epsilon}^{\vec{x},t}, \epsilon) \exp\left(-\int_{\epsilon}^t \beta(\vec{\mathcal{D}}_p^{\vec{x},t}, p) dp\right) \quad (44)$$

Reporting these definitions into Eqs (36), (37) and (38) leads to

$$\vec{x} \in \Omega_S, t \in [t_I, +\infty[: \theta_S(\vec{x}, t) = \mathbb{E}\left[r_S(\vec{\mathcal{D}}_{\epsilon_{\mathcal{D}}^{\vec{x},t}}^{\vec{x},t}, \epsilon_{\mathcal{D}}^{\vec{x},t})\right] \quad (45)$$

$$\vec{x} \in \Omega_F, t \in [t_I, +\infty[: \theta_F(\vec{x}, t) = \mathbb{E}\left[r_F(\vec{\mathcal{D}}_{\epsilon_{\mathcal{D}}^{\vec{x},t}}^{\vec{x},t}, \epsilon_{\mathcal{D}}^{\vec{x},t})\right] \quad (46)$$

$$t \in [t_I, +\infty[: \theta_R(\vec{x}, t) = \mathbb{E}\left[r_R(\vec{\mathcal{D}}_{\epsilon_{\mathcal{D}}^{\vec{x},t}}^{\vec{x},t}, \vec{\Omega}_{\epsilon_{\mathcal{D}}^{\vec{x},t}}^{\vec{x},t}, t)\right] \quad (47)$$

with

$$r_S(\vec{x}, t) \equiv \begin{cases} \theta_I(\vec{x}) & \text{if } t = t_I, \vec{x} \in \Omega_S \\ \theta_F(\vec{x}, t) & \text{if } t > t_I, \vec{x} \in \partial\Omega_F^D \\ \theta_D(\vec{x}, t) & \text{if } t > t_I, \vec{x} \in \partial\Omega_D \\ \theta_R(\vec{x}, t) & \text{if } t > t_I, \vec{x} \in \Omega_S \end{cases} \quad (48)$$

$$r_F(\vec{x}, t) \equiv \begin{cases} \theta_I(\vec{x}) & \text{if } t = t_I, \vec{x} \in \Omega_F \\ \theta_S(\vec{x}, t) & \text{if } t > t_I, \vec{x} \in \partial\Omega_F \\ \theta_R(\vec{x}, t) & \text{if } t > t_I, \vec{x} \in \Omega_F \end{cases} \quad (49)$$

$$r_R(\vec{x}, \vec{\omega}, t) \equiv \begin{cases} \tilde{\theta}_R(\vec{x}, \vec{\omega}, t) & \text{if } \vec{x} \in \partial\Omega_R \\ \theta_S(\vec{x}, t) & \text{if } \vec{x} \in \Omega_S \\ \theta_F(\vec{x}, t) & \text{if } \vec{x} \in \Omega_F \end{cases} \quad (50)$$

Eqs (45) to (50) allow to find the same recursive structure as the one described in Section 5:

- In Eq (45) the solid temperature is defined as an expectation that involves the fluid temperature at the boundary, via θ_F in Eq (48).
- In Eq (46) the fluid temperature is defined as an expectation that involves the solid temperature at the boundary, via θ_S in Eq (49).
- Both equations involve the radiative temperature of Eq (47), itself an expectation that involves both the solid and fluid temperatures, via θ_S or θ_F in Eq (50).

Now, the recursivity is expressed in terms of processes, such that the physical picture of randomly alternating conductive, convective and radiative paths is justified.

Through coupled stochastic processes, we have then developed a probabilized path space that makes the propagation viewpoint of the previous section operational. Scanning these paths according to the laws of the corresponding stochastic processes leads to strict sampling of the random variables defined by the Eqs (17), (21) and (25). Fig 7 illustrates both visions for the realization of a path. A MC algorithm of the coupled problem can then be designed based on the recursive sampling of the sub-paths defined by stochastic processes. Algorithm 7 gives the corresponding algorithmic prototype.

6.6 Sampling paths

In Algorithm 7, the “*Sample a convective path starting at (\vec{x}, t)* ” part does not raise any specific issue, and has been described in the Algorithm 2.

We can simply mention that the Θ_{F_l} random variable can be sampled using the null-collision technique [109–111] as soon as the convective exchange coefficient h_F is spatially heterogeneous. The “*Sample a radiative path γ starting at location \vec{x}_R at time t_R* ” part consists in the realization of a stationary radiative path, as described in the previous section by “the standard Markov process of linear transport theory”. The realization of such a path in the presence of an absorbing, emitting and scattering medium has been widely described in the literature (see for instance [3, 4, 112]). Numerous radiative transfer simulation codes have implemented this path sampling technique, and various nuances and subtleties are presented in reference books [113–116].

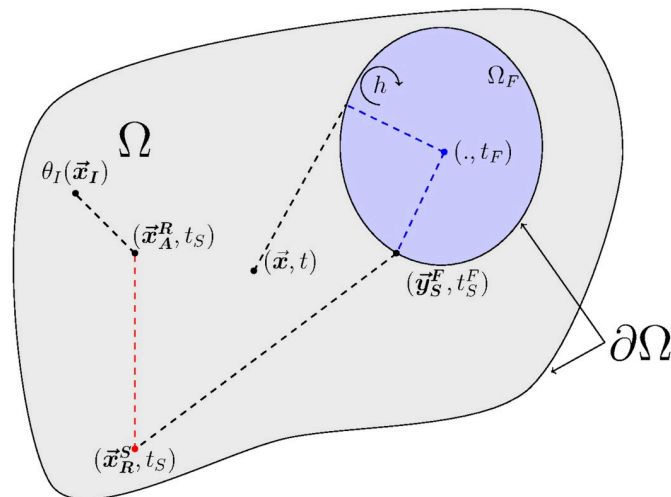
As mentioned above, the main remaining issue for an efficient algorithmic implementation in a confined environment is to generate Brownian trajectories coupled to a radiative source field in a solid medium. We present our choice of implementation in the next section.

Algorithm 7: The complete recursive algorithm evaluating temperature at location \vec{x}^* and time t^* with a full conduction/convection/radiation coupling. \vec{x}^* and t^* may be within the solid or within the fluid. N recursive paths are sampled, starting at \vec{x}^* , backward in time from t^* . The estimator is m and s is its statistical uncertainty. The points where coupling operates are stressed by the keyword *coupling*.

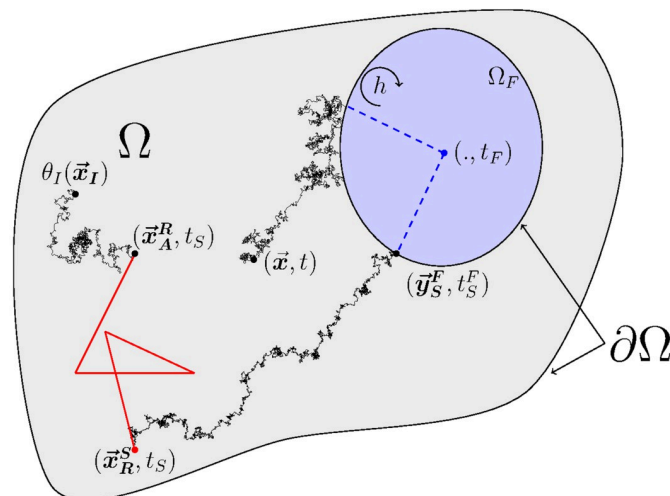
```

sum = 0;
sumOfSquares = 0;
foreach recursive path i in 1:N do
  Set  $\vec{x} = \vec{x}^*$  and  $t = t^*$ ;
  Set recursion to true;
  while recursion do
    case ( $\vec{x}$  is within the solid) do
      Sample a conductive path starting at  $(\vec{x}, t)$  (see 6.1 and 7);
    case ( $\vec{x}$  is within the fluid) do
      Sample a convective path starting at  $(\vec{x}, t)$  (see 6.2 and algo 2);
    case (the path ends at an initial condition) do
      Get the location  $\vec{x}_l$  of the end of the path;
       $w = \theta_l(\vec{x}_l)$ ;
      Set recursion to false;
    case (the path ends at a radiative source) do
      Get the location  $\vec{x}_R$  and time  $t_R$  of the end of the path (coupling);
      Sample a radiative path  $\gamma$  starting at location  $\vec{x}_R$  at time  $t_R$  (see 6.3);
      Get the location  $\vec{x}_\gamma$  and the direction  $\vec{\omega}_\gamma$  of the end of the radiative path;
      if ( $\vec{x}_\gamma$  is at a radiative limit) then

```



(a) Green functions method



(b) Stochastic process method

Fig 7. (a) matches Fig 6 for which only the points corresponding to the end of sub-paths (coupled propagators) are defined. (b) illustrates the whole path for each transfer mode, starting from the observation point (\vec{x}, t) until finding a prescribed temperature (here a temperature at the initial condition at \vec{x}_I). Brownian paths are black lines, radiative paths red lines and convective paths by blue dotted lines. The illustrated sequence is: conduction \rightarrow convection \rightarrow conduction \rightarrow radiation \rightarrow conduction. While only the beginning and the end of each sub-path is shown in (a), a detailed example of the sub-path for each transfer mode is displayed in (b). The standard illustration (see [117]) of the multi-scattering radiative path results from the iterative sampling of scattering free path lengths and propagation directions. (a) Green functions method and (b) Stochastic process method.

<https://doi.org/10.1371/journal.pone.0283681.g007>

```

 $w = \tilde{\theta}(\vec{x}_\gamma, \vec{\omega}_\gamma, t_R);$ 
Set recursion to false;
else
  Set  $\vec{x} = \vec{x}_\gamma$  and  $t = t_R$  (coupling);
case (the path ends at a boundary) do
  Get the location  $\vec{x}_C$  and time  $t_C$  of the end of the path;
  if (the solid or fluid temperature  $\theta$  is known at the end of the
  path)
  then
     $w = \theta(\vec{x}_C, t_C);$ 
    Set recursion to false;
  else
    (see 5.2)
    case (the path is a conductive path) do
      Set  $\vec{x}_C$  as belonging to the fluid;
    case (the path is a convective path) do
      Set  $\vec{x}_C$  as belonging to the solid;
    Set  $\vec{x} = \vec{x}_C$  and  $t = t_C$  (coupling);
   $sum = sum + w;$ 
   $sumOfSquares = sumOfSquares + w^2;$ 
 $m = \frac{sum}{N};$ 
 $s = \frac{1}{\sqrt{N}} \left( \frac{sumOfSquares}{N} - m^2 \right);$ 

```

7 The practice of sampling Brownian motion with confinement and radiation coupling

The issue of sampling Brownian motion in confined environments with heterogeneous sources is well documented in the literature and is the subject of active research (the Appendix E gives an overview of the most popular approaches to confined Brownian motion). Here we make an alternative choice which is not directly derived from the most standard first passage approaches. It is motivated by the desire to stay as close as possible to path-sampling procedures that are compatible with the efficient ray-tracing techniques developed by the computer graphics community. Our proposal, denoted *δ -sphere random walk for conductive paths*, can be summarized as follows:

1. The diffusion equation is transformed by approximating the Laplacian term by its finite difference version while remaining entirely continuous.
2. Near the boundaries the random walk is adjusted to guarantee a certain level of accuracy, the scheme being exact for linear temperature profiles at steady state.
3. The continuity of the heat flux that ensures the coupling condition at the interfaces is treated with the same level of approximation as the steps described above.

The advantage of reformulating the model with this set of approximations is that once the probabilization is done, it can be solved exactly in the strict MC sense. It allows to separate the approximations of very different nature: on the one hand, the part associated with the rewriting of the model and, on the other hand, the statistical uncertainty of the unbiased estimator of the corresponding expectation. The result in terms of ray tracing and trajectories is illustrated in Fig 8. Let us note in particular two rays of opposite directions at each step of the conductive random walk, jumps of variable size near the boundaries and standard multiple scattering trajectories for the radiative part. We develop in this paragraph the theoretical considerations that lead to this particular scheme. In order to justify the complete random walk scheme in a didactic way, we will separate the steps as follows:

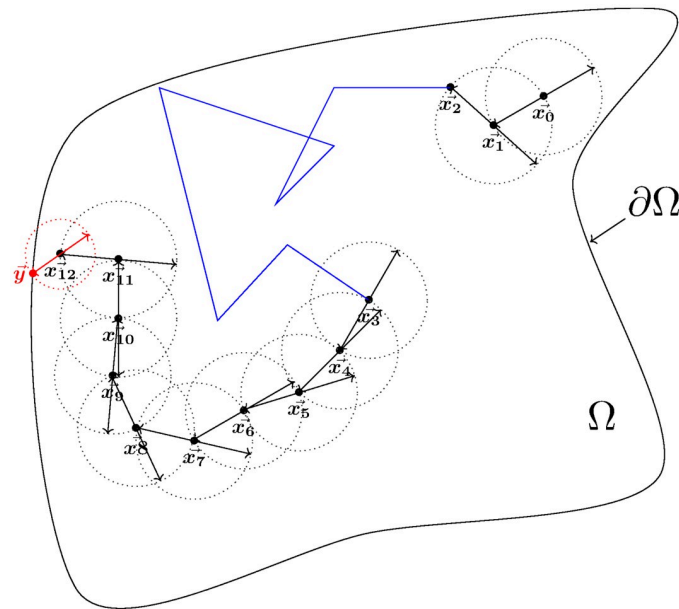


Fig 8. Illustration of thermal path sampling in a confined environment with a δ -sphere random walk for conductive paths. The bidirectional arrows represent the fact that an intersection test must be performed in two opposite directions at each jump, in order to obtain the local δ step value. In red: the walking step is smaller than in the rest of the field, and the walk ends exactly at the boundary. At position \vec{x}_2 the conductive path switches to a radiative path until position \vec{x}_3 .

<https://doi.org/10.1371/journal.pone.0283681.g008>

- Approximations of conducto-radiative coupled system in an infinite medium.
- Modifications to the scheme to account for confinement (essentially with consequences near the boundaries).
- Additional steps related to boundary coupling conditions

7.1 The approximation of the coupled conducto-radiative system in an infinite medium

We start with the model 6b rewritten in an infinite geometric space of dimension n , with constant thermophysical properties:

$$\begin{cases} \rho C \partial_t \theta_s = \lambda \Delta \theta_s + \zeta(\theta_R - \theta_s) & , (t, \vec{x}) \in]t_l, +\infty[\times \mathbb{R}^n \\ \theta_s(\vec{x}, t_l) = \theta_l(\vec{x}, t_l) & , \vec{x} \in \mathbb{R}^n \end{cases} \quad (51)$$

From previous sections, θ_R (required for the radiative coupling) can be expressed from a process that completely defines a path space over which it is possible to formally write the temperature as an expectation:

$$\theta_R(\vec{x}, t) = \int_{\mathcal{D}_\Gamma} p_\Gamma(\gamma) d\gamma \theta_s(\vec{x}_\gamma, t) \quad , (t, \vec{x}) \in]t_l, +\infty[\times \mathbb{R}^n \quad (52)$$

in which $\mathcal{D}_\Gamma \equiv \mathcal{D}_\Gamma(\vec{x})$ represents the radiative path space of origin \vec{x} over which the path random variable $\Gamma \equiv \Gamma(\vec{x})$ of density p_Γ is defined. It is worth noting that the temperature retained at the end of the γ path, \vec{x}_γ , is taken with no modification of date t , which means that radiative processes are considered at a stationary state, because they are very fast compared to

the other processes involved. Sampling this path space is straightforward using MC methods: sampling of the T random variable is easy no matter the complexity of the underlying radiative physics (for instance, taking into account multiple scattering or multiple reflections in all kinds of situations).

The only required approximation in Eq (51) consists in replacing the Laplacian operator by its centered finite differences counterpart. In order to obtain an expression that does not depend on a given cartesian basis, the finite difference is averaged over all possible basis orientations. The retained approximate model is finally:

$$\left\{ \begin{array}{l} \rho C \partial_t \tilde{\theta}_s = \lambda \left(\frac{2n \int_{\mathbb{S}^{n-1}} \frac{1}{\mathcal{S}_{n-1}} d\vec{u} \tilde{\theta}_{s,\vec{u}} - 2n \tilde{\theta}_s}{\delta^2} \right) + \zeta(\tilde{\theta}_R - \tilde{\theta}_s) \quad , (t, \vec{x}) \in]t_I, +\infty[\times \mathbb{R}^n \\ \tilde{\theta}_s(\vec{x}, t_I) = \theta_I(\vec{x}) \quad , \vec{x} \in \mathbb{R}^n \\ \tilde{\theta}_R(\vec{x}, t) = \int_{\mathcal{D}_T} p_T(\gamma) d\gamma \tilde{\theta}_s(\vec{x}_\gamma, t) \quad , (t, \vec{x}) \in]t_I, +\infty[\times \mathbb{R}^n \end{array} \right. \quad (53)$$

where \mathcal{S}_{n-1} is the surface of sphere \mathbb{S}^{n-1} in dimension n and $\tilde{\theta}_{s,\vec{u}} \equiv \tilde{\theta}_{s,\vec{u}}(\vec{x}, t) = \tilde{\theta}_s(\vec{x} + \delta\vec{u}, t)$. It was chosen to use the $\tilde{\theta}_s$ notation for the temperature that is a solution of Eq (53) to specifically mention its dependence to the δ parameter.

In Appendix F, the model 53 is analytically studied in an infinite medium. Its consistency with the exact model of Eqs (51) and (52) is discussed, as well as the convergence of the solution $\tilde{\theta}_s$ towards θ_s .

7.2 Walk on δ -sphere without radiative coupling

In order to understand the approximation proposition, this paragraph first describes the random walk in pure diffusion (i.e. on the only mechanism that is approximated in the field, the radiation being treated in an exact manner). The first equation of (53) without the radiative term (which is the case when $\zeta = 0$) can easily be reformulated as a second kind Fredholm integral:

$$\tilde{\theta}_s(\vec{x}, t) = \int_0^{+\infty} p_T(\tau) d\tau \left\{ \begin{array}{l} \mathcal{H}(\tau - t) \theta_I(\vec{x}) \\ + \mathcal{H}(t - \tau) \int_{\mathbb{S}^{n-1}} p_{\vec{U}}(\vec{u}) d\vec{u} \tilde{\theta}_s(\vec{x} + \delta\vec{u}, t - \tau) \end{array} \right\} \quad (54)$$

That can be re-written as an expectation:

$$\tilde{\theta}_s(\vec{x}, t) = \mathbb{E}[\mathcal{H}(T - t) \theta_I(\vec{x}) + \mathcal{H}(t - T) \mathbb{E}[\tilde{\theta}_s(\vec{x} + \delta\vec{U}, t - T)]] \quad (55)$$

where p_T is the density probability of T that follows an exponential law of parameter $2nD/\delta^2$, where $D = \frac{\lambda}{\rho C}$ is the thermal diffusivity of the material and $p_{\vec{U}}$ is the density probability of the \vec{U} random variable (uniform over the sphere of dimension $n - 1$). Notation $\mathcal{H}(x)$ stands for the Heaviside function, that takes a value of 1 for $x > 0$ and a value of 0 for $x < 0$.

Temperature $\tilde{\theta}_s$ at position \vec{x} and at time t is expressed as the expected value of a linear function of an expectation; the double randomization principle can then be invoked in order

to express the temperature as a unique expectation.

$$\tilde{\theta}_s(\vec{x}, t) = \mathbb{E}[\theta_I(\vec{X}_N)] \quad (56)$$

with:

- $\vec{X}_N = \vec{x} + \delta \sum_{i=0}^N \vec{U}_i$, $\vec{U}_0 \equiv \vec{0}$, $T_0 = 0$,
- $N = \min\{n \in \mathbb{N}; \sum_{i=0}^n T_i > t - t_I\}$
- $(T_i)_{i \in \{0, \dots, N\}}$ and $(\vec{U}_i)_{i \in \{0, \dots, N\}}$ two series of independent and identically distributed random variables (IID) respectively for T and \vec{U} .

It should be noted that \vec{X}_N can be read as a process that replaces the Brownian process W that was defined in the previous section. Eq (56) is a Feynman-Kac equation in the study case. Algorithm 8 gives the simple way in which the sampling of $\theta_I(\vec{X}_N)$ is done for given \vec{x} and t .

Algorithm 8: δ -sphere algorithm in infinite medium without coupling. w is the generic notation for a realization of the sampled random variable

```

while  $t > t_I$  do
  Sample  $\tau$  according to the law of  $T$ ;
   $t = t - \tau$ ;
  if  $t < t_I$  then
     $w = \theta_I(\vec{x})$ ;
  else
    Sample  $\vec{u}$  according to the law of  $\vec{U}$ ;
     $\vec{x} = \vec{x} + \delta \vec{u}$ ;

```

7.3 Walk on δ -sphere with radiative coupling

Eq (53) is now considered with its radiative coupling term. From a formal point of view, there is no additional difficulty to obtain a version of this equation as a second kind Fredholm equation:

$$\tilde{\theta}_s(\vec{x}, t) = \int_0^{+\infty} p_T(\tau) d\tau \left\{ \begin{array}{l} \mathcal{H}(\tau > t - t_I) \theta_I(\vec{x}) \\ + \mathcal{H}(\tau < t - t_I) \left(p_C \int_{S^{n-1}} p_{\vec{U}}(\vec{u}) d\vec{u} \tilde{\theta}_s(\vec{x} + \delta \vec{u}, t - \tau) + p_R \int_{\mathcal{D}_T} p_{\Gamma}(\gamma) d\gamma \tilde{\theta}_s(\vec{x}_{\gamma}, t - \tau) \right) \end{array} \right\} \quad (57)$$

That can be re-written as an expectation:

$$\tilde{\theta}_s(\vec{x}, t) = \mathbb{E} \left[\begin{array}{l} \mathcal{H}(T - t) \theta_I(\vec{x}) \\ + \mathcal{H}(t - T) (\mathcal{B}(p_C) \mathbb{E}[\tilde{\theta}_s(\vec{x} + \delta \vec{U}, t - T)] + (1 - \mathcal{B}(p_C)) \mathbb{E}[\tilde{\theta}_s(\vec{x}_{\Gamma}, t - T)]) \end{array} \right] \quad (58)$$

where p_T is the density probability of T that follows an exponential law of parameter $(2n\lambda + \zeta\delta^2)/(\rho C\delta^2)$; $p_C = (2n\lambda)/(2n\lambda + \zeta\delta^2)$, $p_R = 1 - p_C$ and $p_{\vec{U}}$ is the probability density of the \vec{U} random variable (uniform over the sphere of dimension $n - 1$). $\mathcal{B}(p_C)$ is a Bernouilli random variable of parameter p_C .

Similarly to the no-radiation case, the double randomization principle is used in order to evaluate this expectation by MC. It consists in writing:

$$\tilde{\theta}_s(\vec{x}, t) = \mathbb{E}[\theta_I(\vec{Y}_N)] \quad (59)$$

The random variable \vec{Y}_N is not formally defined here; the Algorithm 9 for the sampling of $\theta_I(\vec{Y}_N)$ for given \vec{x} and t is sufficient to clarify its meaning.

Algorithm 9: δ -sphere algorithm in infinite medium with radiative coupling. w is the generic notation for a realization of the sampled random variable.

```

while  $t > t_x$  do
  Sample  $\tau$  according to the law of  $T$ ;
   $t = t - \tau$ ;
  if  $t < t_x$  then
     $w = \theta_i(\vec{x})$ ;
  else
    Sample  $r$  uniformly on  $[0, 1]$ ;
    if  $r < p_c$  then
      Sample  $\vec{u}$  according to the law of  $\vec{U}$ ;
       $\vec{x} = \vec{x} + \delta\vec{u}$ ;
    else
      Sample  $\gamma$  according to the law of  $\Gamma(\vec{x})$ ;
       $\vec{x} = \vec{x}_\gamma$ ;

```

Property of our δ -sphere scheme. At steady state without radiative coupling, Eq 54 becomes $\tilde{\theta}_s(\vec{x}, t) = \int_{\mathbb{S}^{n-1}} p\vec{U}(\vec{u})d\vec{u} \tilde{\theta}_s(\vec{x} + \delta\vec{u})$ which is exact since θ_s is an harmonic function solution of $\Delta\theta_s = 0$ (take $\zeta = 0$ and $\partial_t\theta_s = 0$ in Eq 51). The error committed in general cases, as a function of the δ value, is provided in Appendix F.

7.4 The approximation of conductive path near the boundary

The δ -sphere random walk has been detailed in an infinite medium. Coupling with radiative transfer does not require any approximation, nor does it introduce any additional difficulty. Remains the question of approximating the Brownian walk in a confined medium, more precisely, how the diffusive random walks deal with boundaries. As in any “Walk on Sphere” method [28, 31, 118, 119], the δ -sphere walk never really ends at a boundary. With a small enough value of δ , it could be considered that, when the random walk crosses the boundary, the intersection position is the final position of the path. An alternative to this trivial solution is proposed here, that reduces the numerical error for a given value of the walking step.

We keep the constraint of using only random walks built upon ray-surface intersections, since our δ -sphere random walk aims at using computer sciences methods for identifying the intersection between a ray and a scene defined by a huge number of geometrical primitives.

To deal with the boundary, we propose a scheme that is exact in the case of linear temperature profiles at stationary state.

To that purpose, the value of the walking step is adjusted along direction \vec{u} :

$$\delta \equiv \delta(\vec{x}, \vec{u}) = \min\{\delta_{\text{ref}}, \delta_{\partial\Omega_s}(\vec{x}, \vec{u})\}$$

where δ_{ref} represents the maximum step of the random walk, and $\delta_{\partial\Omega_s}(\vec{x}, \vec{u})$ is the distance to the closest boundary in directions \vec{u} or $-\vec{u}$. Indeed, any linear function $\theta(\vec{x}) = \vec{a} \cdot \vec{x} + b$ satisfies

$$\theta(\vec{x}) = \frac{\theta(\vec{x} + \delta\vec{u}) + \theta(\vec{x} - \delta\vec{u})}{2} \quad (60)$$

In the case when the temperature profile is not globally linear, a value of the δ parameter that locally ensures a linear profile can be found in almost all cases; this makes the δ -sphere random walk a good approximation, including during non-stationary phases.

From an algorithmic point of view, the proposition is rather straightforward. After sampling a direction \vec{u} and before enacting the displacement, the value of the random walk step has to be evaluated by testing the distance to the boundary in both directions \vec{u} and $-\vec{u}$. The

random walk will therefore always use a value δ_{ref} for positions far from the boundary; and for positions that are close to the boundary, the value of the walking step will be automatically reduced (see Fig 8). In the spatial sub-domains where δ is lower than δ_{ref} , the random walk will therefore statistically stop at the boundary half the time. If the temperature of the boundary is known (Dirichlet limit condition), the random walk ends at the boundary. Otherwise (Robin limit condition), a specific treatment must be performed, that is described in the following paragraph.

It should be emphasized that Eq (55) is still perfectly valid, even in the presence of boundaries. The main difference in this case is that, in a confined medium, the δ parameter and the random variable T both depend of the random variable \vec{U} . This will translate in terms of algorithm by the fact that the first sampling must be performed for random variable \vec{U} . The algorithm for sampling random variables for \vec{x} and t is described in Algorithm 10.

Algorithm 10: δ -sphere algorithm in bounded domain without radiative coupling. w is the generic notation for a realization of the sampled random variable.

```

while  $t > t_I$  or  $\vec{x} \notin \partial\Omega_s$  do
  Sample  $\vec{u}$  according to the law of  $\vec{U}$ ;
  Compute the distances  $d^\pm$  to the boundary in the  $\pm\vec{u}$  directions;
   $\delta = \min(\delta_{\text{ref}}, d^\pm)$ ;
  Sample  $\tau$  according to the law of  $T \sim \mathcal{E}(\frac{2nD}{\delta^2})$ ;
   $t = t - \tau$ ;
  if  $t < t_I$  then
     $w = \theta_l(\vec{x})$ ;
  else
     $\vec{x} = \vec{x} + \delta\vec{u}$ ;
    if  $\vec{x} \in \partial\Omega_s$  then
       $w = \theta_{\partial\Omega_s}(\vec{x}, t)$ ;

```

7.5 Interface conditions and flux continuity

The temperature at the boundary is generally unknown, except in the particular case of a Dirichlet condition (set temperature). When the temperature is unknown, a discretized version of the flux continuity relation for the interface between two media is used, in order to express the boundary temperature as an expectation. The double randomization technique then makes it possible to continue generating the recursive thermal path, as previously shown.

The continuity of the surface flux density over an interface with a Robin condition is written as in Eq (6b):

$$\lambda \vec{n} \cdot \vec{\nabla} \theta_s = -\lambda \frac{\partial \theta_s}{\partial n} = h_F (\theta_F - \theta_s) \quad , (t, \vec{x}) \in]t_I, +\infty[\times \partial\Omega_s^D \quad (61)$$

where \vec{n} is the incoming normal at the surface of the solid and θ_F is the temperature of the fluid.

As for the field approximation, the normal derivative at the boundary is translated into its finite difference counterpart:

$$\lambda \frac{\tilde{\theta}_s(\vec{x}, t) - \tilde{\theta}_s(\vec{x} + \delta_b \vec{n}, t)}{\delta_b} = h_F (\theta_F(t) - \tilde{\theta}_s(\vec{x}, t)) \quad , (t, \vec{x}) \in]t_I, +\infty[\times \partial\Omega_s^D \quad (62)$$

From which the boundary temperature is obtained:

$$\tilde{\theta}_s(\vec{x}, t) = p_{\delta_b} \tilde{\theta}_s(\vec{x} + \delta_b \vec{n}, t) + p_F \theta_F(t) \quad , (t, \vec{x}) \in]t_I, +\infty[\times \partial\Omega_s^D \quad (63)$$

with $p_{\delta_b} = \frac{\frac{\lambda}{\delta_b}}{\frac{\lambda}{\delta_b} + h_F}$ and $p_F = \frac{h_F}{\frac{\lambda}{\delta_b} + h_F}$.

δ_b is a numerical parameter just like δ . In some cases it may be useful to be able to impose δ_b and δ separately but in many applications $\delta_b = \delta$ is a relevant choice.

Expression 63 is interpreted as the expectation of a random variable $\tilde{\Theta}_{int}(\vec{x}, t)$:

$$\tilde{\theta}_s(\vec{x}, t) = \mathbb{E}[\tilde{\Theta}_{int}(\vec{x}, t)]$$

with:

$$\tilde{\Theta}_{int}(\vec{x}, t) = \mathcal{B}(p_{\delta_b})\tilde{\theta}_s(\vec{x} + \delta_b\vec{n}, t) + (1 - \mathcal{B}(p_{\delta_b}))\theta_F(t)$$

It was previously shown that the temperature at any position in the solid and the temperature of the fluid can be interpreted as the expectation of well defined random variables. The double randomization technique is then used once again in order to deal with nested expectations; by doing so, the thermal path continues either in the fluid or in the solid, at a distance δ_b from the boundary.

7.6 The path space with random walk on δ -sphere

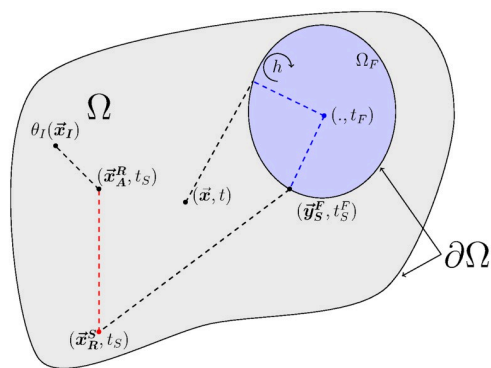
All items are now available in order to completely define the thermal path space. The Brownian process in the field and the connecting condition between the solid and fluid are the only mechanisms that are approximated. Other processes, as well as all couplings in the field, are treated in an exact manner.

Fig 9 completes Fig 7 by adding a representation of the conductive paths under the approximation of δ -sphere random walk.

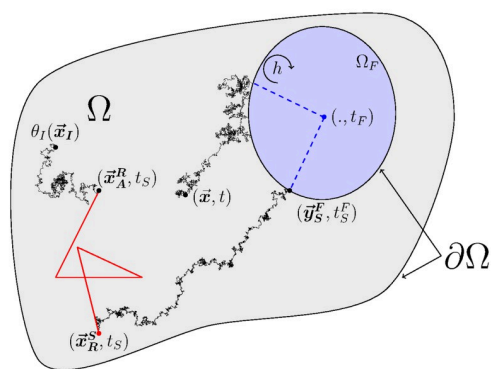
8 Conclusions and outlooks

The proposal of the present text combines several points of view over MC methods with one leading intention: benefiting from the solid foundations laid in a vast literature. As far as propagation, stochastic processes and integral relations are concerned, the formal background is well established and the corresponding probabilistic description provides a common language that supports simple algorithmic proposals. The presentation was focused on coupled thermal transfers for their very wide application significance, but the illustrated framework is nonetheless much wider than this particular disciplinary field and other linear coupled physics can be studied similarly (see for instance [120–122]). Of course, many questions about coupled path spaces are still widely open, which were left out from the present article. Several of these questions are getting addressed in ongoing works that already started to provide insightful perspectives, as for instance:

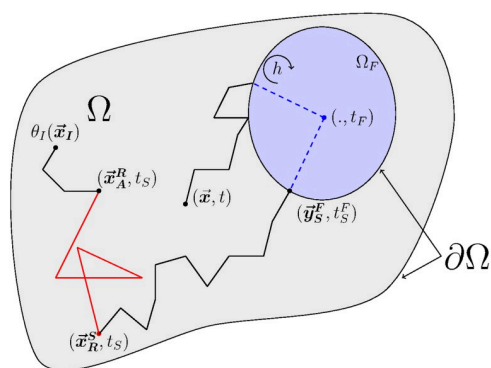
- computing spatial gradients or parametric and geometric sensitivities; solutions are starting to emerge from a better understanding of the information carried by thermal paths that is available for further quantitative analysis [11, 123–126];
- the question of non-linearly coupled physics; several theoretical advances in the domain may lead to practical solutions for probe computations, which preserve the essential properties of the present methodology [103, 122, 127–129].
- in a very general way, revisiting physical intuitions using path integrals that include coupling has consequences in terms of analysis because of the possibility to read the structure of the coupling inside a single trajectory space.



(a) Green functions method



(b) Stochastic process method



(c) Stochastic process method

Fig 9. Fig 7 is completed by the representation of a diffusive random walk under the approximation of a δ -sphere random walk. (a) Green functions method, (b) Stochastic process method, and (c) Stochastic process method.

<https://doi.org/10.1371/journal.pone.0283681.g009>

APPENDIX

A Radiation linearized in temperature

We start from the stationary radiative transfer equation formulated in terms of monochromatic specific intensity $I_v \equiv I_v(\vec{x}, \vec{u}, t)$ at position \vec{x} , in direction \vec{u} at time t and frequency v :

$$\vec{u} \cdot \vec{\nabla} I_v = -k_a^v I_v + k_a^v I_v^{eq} - k_s^v I_v + k_s^v \int_{4\pi} p_s^v(\vec{u}|\vec{u}') I_v' d\vec{u}' \quad (64)$$

where k_a^v is the absorption coefficient, k_s^v the scattering coefficient, p_s^v the scattering phase function, $I_v' \equiv I_v(\vec{x}, \vec{u}', t)$ and $I_v^{eq} \equiv I_v^{eq}(\theta(\vec{x}, t))$ the specific equilibrium intensity at temperature $\theta(\vec{x}, t)$ of the solid or fluid. Although the radiative transfer is stationary, I_v depends on t due to the evolution of the solid/fluid temperature.

Assuming that at all times and positions, the solid/fluid temperature remains close to a reference temperature θ_{ref} , the temperature dependence of the specific equilibrium intensity can be linearized:

$$I_v^{eq}(\theta) \approx I_v^{eq}(\theta_{ref}) + \partial_{\theta} I_v^{eq}(\theta_{ref})(\theta - \theta_{ref}) \quad (65)$$

Equilibrium properties allow to write:

$$0 = -k_a^v I_v^{eq} + k_a^v I_v^{eq} - k_s^v I_v^{eq} + k_s^v \int_{4\pi} p_s^v(\vec{u}|\vec{u}') I_v^{eq} d\vec{u}' \quad (66)$$

Introducing the notation $\tilde{I}_v = I_v - I_v^{eq}(\theta_{ref})$ for the perturbations and subtracting Eqs (64) and (66), the radiative transfer equation under the assumption (65) can be written as follows:

$$\vec{u} \cdot \vec{\nabla} \tilde{I}_v \approx -k_a^v \tilde{I}_v + k_a^v \partial_{\theta} I_v^{eq}(\theta_{ref})(\theta - \theta_{ref}) - k_s^v \tilde{I}_v + k_s^v \int_{4\pi} p_s^v(\vec{u}|\vec{u}') \tilde{I}_v' d\vec{u}' \quad (67)$$

We choose to rewrite this equation using the radiance temperature $\theta_{R,\vec{u}}^v$ in the direction \vec{u} . This radiance temperature is a spectral and directional quantity defined as the temperature for which the equilibrium specific intensity is equal to the specific intensity:

$$I_v^{eq}(\theta_{R,\vec{u}}^v(\vec{x}, t)) = I_v(\vec{x}, \vec{u}, t) \quad (68)$$

Using Eq (65),

$$I_v \approx I_v^{eq}(\theta_{ref}) + \partial_{\theta} I_v^{eq}(\theta_{ref})(\theta_{R,\vec{u}}^v - \theta_{ref}) \quad (69)$$

and therefore,

$$\tilde{I}_v \approx \partial_{\theta} I_v^{eq}(\theta_{ref})(\theta_{R,\vec{u}}^v - \theta_{ref}) \quad (70)$$

Eq (67) becomes:

$$\boxed{\vec{u} \cdot \vec{\nabla} \theta_{R,\vec{u}}^v \approx -k_a^v \theta_{R,\vec{u}}^v + k_a^v \theta - k_s^v \theta_{R,\vec{u}}^v + k_s^v \int_{4\pi} p_s^v(\vec{u}|\vec{u}') \theta_{R,\vec{u}'}^v d\vec{u}'} \quad (71)$$

In the energy conservation equation, the radiation balance term ψ_R is defined as the difference between the absorbed and emitted power densities, $\psi_R = \psi_{absorbed} - \psi_{emitted}$ with

$$\psi_{absorbed} = \int_{4\pi} d\vec{u} \int_0^{+\infty} dv k_a^v I_v \quad (72)$$

and

$$\psi_{emitted} = \int_{4\pi} d\vec{u} \int_0^{+\infty} dv k_a^v I_v^{eq} \quad (73)$$

Using the Stefan-Boltzmann law,

$$\int_0^{+\infty} I_v^{eq}(\theta_{ref}) dv = \frac{\sigma \theta_{ref}^4}{\pi}$$

and the previous assumptions, we can write:

$$\begin{aligned} \psi_R &= \int_{4\pi} d\vec{u} \int_0^{+\infty} dv k_a^v \partial_{\theta} I_v^{eq}(\theta_{ref}) (\theta_{R,\vec{u}}^v - \theta) \\ &= \int_{4\pi} d\vec{u} \int_0^{+\infty} dv k_a^v \partial_{\theta} I_v^{eq}(\theta_{ref}) \theta_{R,\vec{u}}^v - \left(\int_{4\pi} d\vec{u} \int_0^{+\infty} dv k_a^v \partial_{\theta} I_v^{eq}(\theta_{ref}) \right) \theta \\ &= 16k_a \sigma \theta_{ref}^3 \left(\left(\int_{4\pi} \frac{1}{4\pi} d\vec{u} \int_0^{+\infty} dv p_N(v) \theta_{R,\vec{u}}^v \right) - \theta \right) \end{aligned} \quad (74)$$

with

$$p_N(v) = \frac{k_a^v}{k_a} p_k(v) \quad (75)$$

where

$$p_k(v) = \frac{\pi \partial_{\theta} I_v^{eq}(\theta_{ref})}{4\sigma \theta_{ref}^3} \quad (76)$$

and

$$k_a = \int_0^{+\infty} p_k(v) dv k_a^v \quad (77)$$

We finally retain:

$$\begin{cases} \psi_R = \zeta(\theta_R - \theta) \\ \theta_R = \int_{4\pi} \frac{1}{4\pi} d\vec{u} \int_0^{+\infty} dv p_N(v) \theta_{R,\vec{u}}^v \end{cases} \quad (78)$$

with $\zeta = 16k_a \sigma \theta_{ref}^3$

B Definitions for $\Theta_{F_i}(t)$

Eq (5), which is a first order time equation for the fluid temperature variable, fits perfectly into the illustrative case described in Fig 2 and can be reformulated as:

$$\left\{ \begin{array}{l} \frac{d\theta_{F_i}}{dt}(t) = -\alpha_{F_i}(\theta_{F_i}(t) - \theta_{F_i}^*(t)) \\ \alpha_{F_i} = \frac{\zeta_i \mathcal{V}_{F_i} + \int_{\partial\Omega_{F_i}} h_F(\vec{y}_s) d\vec{y}_s}{\rho_i C_i \mathcal{V}_{F_i}} \\ \theta_{F_i}^*(t) = \frac{\zeta_i \int_{\Omega_{F_i}} \theta_R(\vec{x}_R, t) d\vec{x}_R + \int_{\partial\Omega_{F_i}} h_F(\vec{y}_s) \theta_s(\vec{y}_s, t) d\vec{y}_s}{\zeta_i \mathcal{V}_{F_i} + \int_{\partial\Omega_{F_i}} h_F(\vec{y}_s) d\vec{y}_s} \\ \theta_{F_i}(t_I) = \theta_I \end{array} \right. \quad (79)$$

The development then leads to the same probabilistic formulation as in Fig 2, with $\tilde{\Theta}_{F_i}$ the random variable whose expectation is θ_{F_i} :

$$\tilde{\Theta}_{F_i}(t) = \mathcal{B}(p_I^{F_i})\theta_I + \left(1 - \mathcal{B}(p_I^{F_i})\right)\theta_{F_i}^*(T^{F_i}) \quad (80)$$

$$\theta_{F_i}(t) = \mathbb{E}[\tilde{\Theta}_{F_i}(t)] \quad (81)$$

where:

- $p_I^{F_i} = \exp(-\alpha_{F_i}(t - t_I))$; with t_I the initial time.
- $\mathcal{B}(p)$ is a Bernoulli r.v. with parameter p
- T^{F_i} is a r.v with an exponential distribution of parameter α_{F_i}

Meanwhile, expressions provided by 80 and 81 are not fully satisfactory because the source term $\theta_{F_i}^*(t)$ involves integrals of both temperatures θ_R and θ_s . It is thus necessary to carry out the probabilization of $\theta_{F_i}^*(t)$ by writing the temperature of the fluid as the expectation of a random variable which takes either the value of θ_R or that of θ_s (or θ_I).

Such an expression will be compatible with the final objective, which remains the coupling between submodels. Indeed, the temperatures θ_R and θ_s , which are prescribed here, will be the coupling variables when solving the whole model in Eq (6).

Let us define the area \mathcal{S}_{F_i} of the domain $\partial\Omega_{F_i}$ and $\bar{h}_{F_i} = \int_{\partial\Omega_{F_i}} h_F(\vec{y}_s) d\vec{y}_s / \mathcal{S}_{F_i}$ the convection coefficient h_F averaged over the boundary. Hence:

$$\theta_{F_i}^*(t) = \frac{\zeta_i \mathcal{V}_{F_i}}{\zeta_i \mathcal{V}_{F_i} + \bar{h}_{F_i} \mathcal{S}_{F_i}} \int_{\Omega_{F_i}} \frac{1}{\mathcal{V}_{F_i}} \theta_R(\vec{x}_R, t) d\vec{x}_R + \frac{\bar{h}_{F_i} \mathcal{S}_{F_i}}{\zeta_i \mathcal{V}_{F_i} + \bar{h}_{F_i} \mathcal{S}_{F_i}} \int_{\partial\Omega_{F_i}} \frac{h_F(\vec{y}_s)}{\bar{h}_{F_i} \mathcal{S}_{F_i}} \theta_s(\vec{y}_s, t) d\vec{y}_s$$

Which finally leads to the expression of the fluid temperature (Eq (15)):

$$\begin{aligned}\theta_{F_i}(t) = & g_{F_i,I}(t|t_I)\theta_I \\ & + \int_{t_I}^t \int_{\partial\Omega_{F_i}} g_{F_i,S}(t|\vec{y}_S, \tau)\theta_S(\vec{y}_S, \tau)d\vec{y}_S d\tau \\ & + \int_{t_I}^t \int_{\Omega_{F_i}} g_{F_i,R}(t|\vec{x}_R, \tau)\theta_R(\vec{x}_R, \tau)d\vec{x}_R d\tau\end{aligned}$$

where

- $g_{F_i,I}(t|t_I) = p_I^{F_i}$
- $g_{F_i,S}(t|\vec{y}_S, \tau) = (1 - p_R^{F_i}) \frac{h_F(\vec{y}_S)}{h_{F_i} S_{F_i}} \alpha_{F_i} \exp(-\alpha_{F_i}(t - \tau))$
- $g_{F_i,R}(t|\vec{x}_R, \tau) = p_R^{F_i} \frac{1}{V_{F_i}} \alpha_{F_i} \exp(-\alpha_{F_i}(t - \tau))$

$$\text{with } p_R^{F_i} = \frac{\zeta_i V_{F_i}}{\zeta_i V_{F_i} + h_{F_i} S_{F_i}}.$$

Defining the two independent variables

- $\vec{Y}_S^{F_i}$ a random position variable following the distribution $\frac{h_F(\vec{y}_S)}{h_{F_i} S_{F_i}}$ on the surface $\partial\Omega_{F_i}$
- $\vec{X}_R^{F_i}$ a random position variable following the uniform distribution $\frac{1}{V_{F_i}}$ on Ω_{F_i}

we can write Eqs (16) and (17) which define the temperature of the fluid as an expectation:

$$\theta_{F_i}(t) = \mathbb{E}[\Theta_{F_i}(t)]$$

with

$$\begin{aligned}\Theta_{F_i}(t) = & \mathcal{B}_1(p_I^{F_i})\theta_I \\ & + \left(1 - \mathcal{B}_1(p_I^{F_i})\right) \left\{ \mathcal{B}_2(p_R^{F_i})\theta_R(\vec{X}_R^{F_i}, T^{F_i}) + \left(1 - \mathcal{B}_2(p_R^{F_i})\right) \theta_S(\vec{Y}_S^{F_i}, T^{F_i}) \right\}\end{aligned}$$

When dealing with coupling, we will then work, for each fluid subvolume Ω_{F_i} , with the random variables $\Theta_{F_i}(t)$ rather than $\tilde{\Theta}_{F_i}(t)$.

C Definitions for $\Theta_S(\vec{x}, t)$

This appendix aims at providing the definitions of the random variables and probabilities that appear in expression 21, reported here for the sake of clarity:

$$\begin{aligned}\Theta_S(\vec{x}, t) = & \mathcal{B}_1(p_I^S)\theta_I(\vec{X}_I^S) + (1 - \mathcal{B}_1(p_I^S))\mathcal{B}_2(p_2^S)\theta_R(\vec{X}_R^S, T_R^S) \\ & + (1 - \mathcal{B}_1(p_I^S))(1 - \mathcal{B}_2(p_2^S))\mathcal{B}_3(p_3^S)\theta_F(\vec{Y}_F^S, T_F^S) \\ & + (1 - \mathcal{B}_1(p_I^S))(1 - \mathcal{B}_2(p_2^S))(1 - \mathcal{B}_3(p_3^S))\theta_D(\vec{Y}_D^S, T_D^S)\end{aligned}$$

- Definition of the probabilities:

$$\begin{aligned}
 p_I^S(\vec{x}, t|t_I) &= \int_{\Omega_S} g_{S,I}(\vec{x}, t|\vec{x}_I, t_I) d\vec{x}_I \\
 p_R^S(\vec{x}, t|t_I) &= \int_{t_I}^t \int_{\Omega_S} g_{S,R}(\vec{x}, t|\vec{x}_R, t_R) d\vec{x}_R dt_R \\
 p_{\partial\Omega_S^D}^S(\vec{x}, t|t_I) &= \int_{t_I}^t \int_{\partial\Omega_S^D} g_{S,\partial\Omega_S^D}(\vec{x}, t|\vec{y}_F, t_F) d\vec{y}_F dt_F \\
 p_{\partial\Omega_D}^S(\vec{x}, t|t_I) &= \int_{t_I}^t \int_{\partial\Omega_D} g_{S,\partial\Omega_D}(\vec{x}, t|\vec{y}_D, t_D) d\vec{y}_D dt_D
 \end{aligned}$$

with the relation (under the restriction conditions defined in Eq (8))

$$p_I^S + p_R^S + p_{\partial\Omega_S^D}^S + p_{\partial\Omega_D}^S = 1$$

so that the following quantities can be considered as probabilities:

$$p_2^S = \frac{p_R^S}{1 - p_I^S} \quad \text{and} \quad p_3^S = \frac{p_{\partial\Omega_S^D}^S}{1 - p_I^S - p_R^S}$$

- Definition of the probability density functions:

$$\begin{aligned}
 p_{\vec{X}_I^S}(\vec{x}, t|\vec{x}_I, t_I) &= g_{S,I}(\vec{x}, t|\vec{x}_I, t_I)/p_I^S(\vec{x}, t|t_I) \\
 p_{(\vec{X}_R^S, T_R^S)}(\vec{x}, t|\vec{x}_R, t_R) &= g_{S,R}(\vec{x}, t|\vec{x}_R, t_R)/p_R^S(\vec{x}, t|t_I) \\
 p_{(\vec{Y}_F^S, T_F^S)}(\vec{x}, t|\vec{y}_F, t_F) &= g_{S,\partial\Omega_S^D}(\vec{x}, t|\vec{y}_F, t_F)/p_{\partial\Omega_S^D}^S(\vec{x}, t|t_I) \\
 p_{(\vec{Y}_D^S, T_D^S)}(\vec{x}, t|\vec{y}_D, t_D) &= g_{S,\partial\Omega_D}(\vec{x}, t|\vec{y}_D, t_D)/p_{\partial\Omega_D}^S(\vec{x}, t|t_I)
 \end{aligned}$$

- Definition of the random variables:

- $\mathcal{B}(p)$ is a Bernoulli r.v. with parameter p
- \vec{X}_I^S is a r.v. with distribution $p_{\vec{X}_I^S}$
- (\vec{X}_R^S, T_R^S) is a paired r.v with distribution $p_{(\vec{X}_R^S, T_R^S)}$
- (\vec{Y}_F^S, T_F^S) is a paired r.v with distribution $p_{(\vec{Y}_F^S, T_F^S)}$
- (\vec{Y}_D^S, T_D^S) is a paired r.v with distribution $p_{(\vec{Y}_D^S, T_D^S)}$

which are independent from each others.

D Definitions for $\Theta_{R,\vec{u}}(\vec{x}, t)$

This appendix aims at providing the definitions of the random variables and probabilities present in expression 25, reported here for the sake of clarity:

$$\Theta_{R,\vec{u}}(\vec{x}, t) = \mathcal{B}(p_A^R(\vec{x}, \vec{u}))\theta(\vec{X}_A^R, t) + (1 - \mathcal{B}(p_A^R(\vec{x}, \vec{u})))\theta_{R,\partial\Omega_R,\vec{u}_R}(\vec{Y}_R^R, t)$$

- Definition of the probabilities:

$$p_A^R(\vec{x}, \vec{u}) = \int_{\Omega} \int_{\mathbb{S}^2} g_{R,A}(\vec{x}, \vec{u}|\vec{x}', \vec{u}') d\vec{u}' d\vec{x}'$$

$$p_R^R(\vec{x}, \vec{u}) = \int_{\partial\Omega_R} \int_{\mathbb{S}_+^2} g_{R,\partial\Omega_R}(\vec{x}, \vec{u}|\vec{y}', \vec{u}') d\vec{u}' d\vec{y}'$$

with the relation (under the restriction conditions defined in Eq (8)):

$$p_A^R + p_R^R = 1$$

- Definition of the probability density functions:

$$p_{\vec{X}_A^R}(\vec{x}, \vec{u}|\vec{x}_A) = \left(\int_{\mathbb{S}^2} g_{R,A}(\vec{x}, \vec{u}|\vec{x}_A, \vec{u}_A) d\vec{u}_A \right) / p_A^R(\vec{x}, \vec{u})$$

$$p_{(\vec{Y}_R^R, \vec{u}_R)}(\vec{x}, \vec{u}|\vec{y}_R, \vec{u}_R) = g_{R,\partial\Omega_R}(\vec{x}, \vec{u}|\vec{y}_R, \vec{u}_R) / p_R^R(\vec{x}, \vec{u})$$

- Definition of the random variables:

- $\mathcal{B}(p)$ is a r.v with parameter p
- \vec{X}_A^R is the r.v with distribution $p_{\vec{X}_A^R}$
- (\vec{Y}_R^R, \vec{u}_R) is a paired r.v. with distribution $p_{(\vec{Y}_R^R, \vec{u}_R)}$

which are independent from each others.

E Random Walk on Sphere and equivalent

For sampling Brownian motion in a confined environment, there are almost only approximate methods that use numerical parameters on which the accuracy of the method depends [38, 80]. Among the most popular applications, it is worth mentioning the elegance of so-called “first passage of a trajectory over a fictitious boundary” methods [130, 131].

The most common approach when it comes to sampling contributions according to the conductive Green function, in a close domain Ω with a Dirichlet boundary condition, is the Walk on Sphere proposition [28, 31, 118, 119]. It consists in the random sampling of a point (both in space and time) over successive spheres of maximal radius, centered on the current position, as illustrated in Fig 10(a) (spheres are tangent to the boundary of the domain, and entirely fit inside the domain). From the first passage Green function over a sphere, it is possible to deduce:

1. a distribution of exit times,

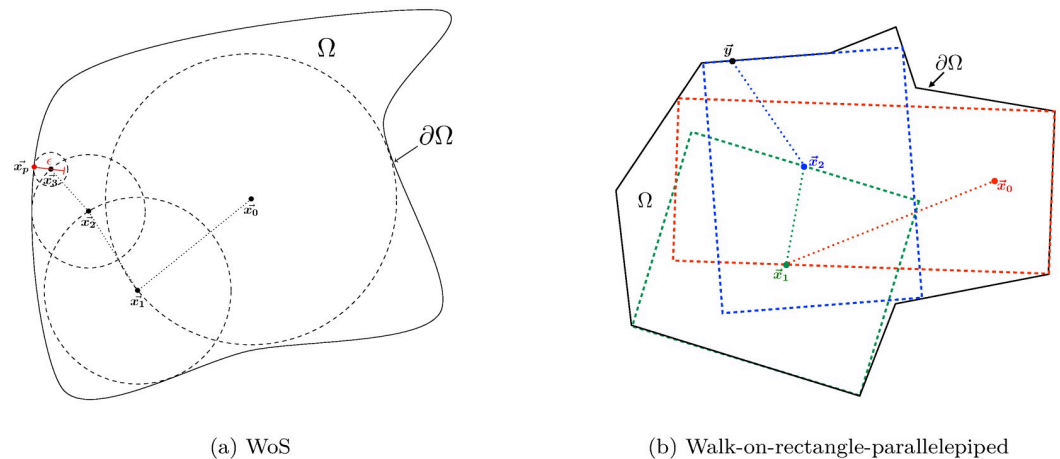


Fig 10. Illustration of methods based on Green's function first-passage algorithms. (a) WoS and (b) Walk-on-rectangle-parallelepiped.

<https://doi.org/10.1371/journal.pone.0283681.g010>

2. a distribution of exit positions over the sphere (that follows a uniform law when conductivity λ is uniform!)
3. a distribution of positions inside the sphere, given that information is confined to the inside of the sphere during the time elapsed from the initial condition.

The numerical strategy in order to find a exit position over the boundary of the domain consists in setting an arbitrary thickness ϵ to the boundary. As a consequence, a position is considered to have reached the boundary as soon as its distance to the boundary is less than ϵ (this is necessary, since the contact between the sphere and Ω is most of the time reduced to a point).

With this approximation and using the previously described three distributions, the contribution associated with the current sphere can be sampled. In this case, three situations must be considered:

- either the initial condition has been reached inside the sphere, and the MC weight is the initial temperature for the corresponding position, sampled using the distribution of point 3.,
- or a position is reached at the surface of the sphere located at a distance smaller than ϵ from the boundary, in which case the MC weight is the known temperature at the boundary,
- or a position is reached at the surface of the sphere located at a distance greater than ϵ from the boundary (at a time that is per construction closer to the initial condition), in which case recursivity occurs.

A “walk” over spheres therefore emerges, until a boundary condition is reached. First, thickening the boundary using parameter ϵ is a source of uncertainty. This approximation is not, in fact, an issue, because the average number of jumps that is required to reach the boundary increases as $|\log(\epsilon)|$ [31, 130]; it is therefore possible to imagine a value of ϵ that is compatible with the numerical accuracy inherent to the representation of numbers, which is the limiting approximation. Secondly, the implementation needs, for each jump, to solve an optimization problem: identify the sphere of maximal radius contained in Ω and centered on the current position. This optimization problem may be computationally expensive for a high

level of geometric complexity. Current research on this topic has already been translated in more efficient intersection libraries [132, 133].

In the same line of thought, recent advances [34, 35, 76, 77] propose an efficient methodology in order to sample contributions in a general polyhedral domain with a Dirichlet boundary condition, as illustrated by Fig 10(b) (the strategy is similar to the Walk on Sphere, but with parallelepipedic rectangles). This proposition consists in computing the Green function within a parallelepipedic rectangle of arbitrary dimensions, in order to obtain:

1. a distribution of exit times (that depends on the probe position)
2. a distribution of exit positions (that depends on the probe position and the exit time)
3. a distribution of positions inside the rectangle, knowing that the information remains confined to the inside of the rectangle domain during the time period from the initial condition (that depends on the probe position and the observation time)

The proposition then consists in a practical and ingenious process to generate parallelepipedic rectangles contained in the polyhedron and containing the probe position, while maximizing the contact area between this rectangle and the boundary of the polyhedron. It is then possible, from the three distributions, to sample a contribution associated with the rectangle. In each case, three situations have to be examined:

- either the initial condition inside the rectangle is reached, and the MC weight is the initial temperature at the corresponding position,
- or a position is reached at the portion of the surface of the rectangle that is shared with the surface of the polyhedron, and the MC weight is the imposed boundary temperature,
- or a position is reached at the portion of the surface of the rectangle that is inside the polyhedron (at a time closer to the initial condition), in which case recursivity occurs.

A “walk” on rectangles emerges, until a limit condition is reached. Contrary to the Walk on Sphere, there is no thickening parameter, making this approach a reference method since the various contributions are sampled in an exact way. One of the remaining questions, that is currently not addressed on a theoretical point of view, is the capacity to generate such parallelepipedic rectangles efficiently enough in a complex geometry. Nonetheless, even if it was possible to produce these volumes in an optimal way, accounting for couplings and heterogeneous parameters is a consequent additional work that remains to be conducted.

Attempts to address this question were made, notably by trying to sample contributions in a domain with non-uniform conductivity, as for instance in the case of a discontinuity at an interface [36, 74, 78, 79], or with Robin or Neumann boundary conditions [104, 134, 135].

F Consistency of the approximate δ -sphere random walk on infinite domains

In order to investigate the consistency of the approximate model and the convergence speed of $\tilde{\theta}_\delta$ towards θ_S as a function of δ , a solution to the coupled conducto-radiative tridimensional model provided by Eqs (51) and (52) will be proposed, while specifying the radiative physics of interest.

Eq (52) can be seen as the solution of a radiative transfer equation that is obtained after describing the underlying process. A rather simple way of obtaining this formulation consists in reformulating the differential radiative transfer equation under its integral form. In the considered radiative physics, the collisional term is associated to absorption and scattering

processes for spatially uniform radiative properties. For the needs of the computation presented in this appendix, the phase function is chosen isotropic. The radiative transfer equation under its integral form can then be written as:

$$\theta_R(\vec{x}, t) = \int_{\mathbb{S}^2} \frac{1}{4\pi} d\vec{u} \int_0^{+\infty} k_e e^{-k_e l} dl \left(\frac{k_a}{k_e} \theta_s + \frac{k_s}{k_e} \theta_R \right)_{|(\vec{x}+\vec{u}l, t)}, (t, \vec{x}) \in]t_I, +\infty[\times \mathbb{R}^3 \quad (82)$$

Note that using the iterated kernel procedure over the Fredholm Eq (82), the solution appears as a development of a Neumann series, which formally defines the integration path space as described by Eq (52). This additional step is not useful for the needs of this appendix.

Using Eq (82), θ_s and $\tilde{\theta}_s$ are respectively the solutions of coupled Eqs (83) and (84). For the original model,

$$\left\{ \begin{array}{l} \rho C \partial_t \theta_s = \lambda \Delta \theta_s + \zeta(\theta_R - \theta_s) \\ \theta_s(\vec{x}, t_I) = \theta_I(\vec{x}) \\ \theta_R(\vec{x}, t) = \int_{\mathbb{S}^2} \frac{1}{4\pi} d\vec{u} \int_0^{+\infty} k_e e^{-k_e l} dl \left(\frac{k_a}{k_e} \theta_s + \frac{k_s}{k_e} \theta_R \right)_{|(\vec{x}+\vec{u}l, t)} \end{array} \right. , (t, \vec{x}) \in]t_I, +\infty[\times \mathbb{R}^3, \vec{x} \in \mathbb{R}^3 \quad (83)$$

and for the approximate model,

$$\left\{ \begin{array}{l} \rho C \partial_t \tilde{\theta}_s = \lambda \left(\frac{6 \int_{\mathbb{S}^2} \frac{1}{4\pi} d\vec{u} \tilde{\theta}_{s, \vec{u}} - 6 \tilde{\theta}_s}{\delta^2} \right) + \zeta(\tilde{\theta}_R - \tilde{\theta}_s) \\ \tilde{\theta}_s(\vec{x}, t_I) = \theta_I(\vec{x}) \\ \tilde{\theta}_R(\vec{x}, t) = \int_{\mathbb{S}^2} \frac{1}{4\pi} d\vec{u} \int_0^{+\infty} k_e e^{-k_e l} dl \left(\frac{k_a}{k_e} \tilde{\theta}_s + \frac{k_s}{k_e} \tilde{\theta}_R \right)_{|(\vec{x}+\vec{u}l, t)} \end{array} \right. , (t, \vec{x}) \in]t_I, +\infty[\times \mathbb{R}^3, \vec{x} \in \mathbb{R}^3 \quad (84)$$

where k_a , k_s and $k_e = k_a + k_s$ are respectively the absorption, scattering and extinction coefficients. Let us recall that $\tilde{\theta}_{s, \vec{u}} \equiv \tilde{\theta}_s(\vec{x} + \delta \vec{u}, t)$ and that \mathbb{S}^2 is the unit sphere of dimension two.

Fourier expansion

$\tilde{\theta}_s(\vec{x}, t)$ is obtained by a development over a Fourier basis, in order to get the dispersion relation for the approximate model. Notation $\hat{\tilde{\theta}}_s(\vec{k}, t)$ is used for the component on the basis associated with the wave vector \vec{k} (Fourier transform).

$$\rho C \partial_t \left(\int_{\mathbb{R}^3} \hat{\tilde{\theta}}_s(\vec{k}, t) e^{i\vec{k} \cdot \vec{x}} d\vec{k} \right) = \left(\begin{array}{l} - \frac{6\lambda}{\delta^2} \int_{\mathbb{S}^2} \frac{1}{4\pi} du \int_{\mathbb{R}^3} \hat{\tilde{\theta}}_s(\vec{k}, t) e^{i\vec{k} \cdot (\vec{x} + \delta \vec{u})} d\vec{k} \\ - \frac{6\lambda}{\delta^2} \int_{\mathbb{R}^3} \hat{\tilde{\theta}}_s(\vec{k}, t) e^{i\vec{k} \cdot \vec{x}} d\vec{k} \\ + \zeta \left(\int_{\mathbb{R}^3} \hat{\tilde{\theta}}_R(\vec{k}, t) e^{i\vec{k} \cdot \vec{x}} d\vec{k} - \int_{\mathbb{R}^3} \hat{\tilde{\theta}}_s(\vec{k}, t) e^{i\vec{k} \cdot \vec{x}} d\vec{k} \right) \end{array} \right) \quad (85)$$

that is reformulated as follows,

$$\int_{\mathbb{R}^3} \rho C \partial_t \hat{\theta}_s(\vec{k}, t) e^{i\vec{k} \cdot \vec{x}} d\vec{k} = \int_{\mathbb{R}^3} \left(\frac{6\lambda}{\delta^2} \left(\int_{\mathbb{S}^2} \frac{1}{4\pi} d\vec{u} e^{i\delta\vec{k} \cdot \vec{u}} - 1 \right) \hat{\theta}_s(\vec{k}, t) \right) e^{i\vec{k} \cdot \vec{x}} d\vec{k} + \zeta(\hat{\theta}_R - \hat{\theta}_s) \quad (86)$$

Using the fact that $\{\vec{x} \mapsto e^{i\vec{k} \cdot \vec{x}}\}_{\vec{k} \in \mathbb{R}^3}$ is a Hilbert basis, a relation for each component of the associated wave vector \vec{k} is obtained:

$$\begin{aligned} \partial_t \hat{\theta}_s &= \frac{6D}{\delta^2} \left(\int_{\mathbb{S}^2} \frac{1}{4\pi} d\vec{u} e^{i\delta\vec{k} \cdot \vec{u}} - 1 \right) \hat{\theta}_s + \frac{\zeta}{\rho C} (\hat{\theta}_R - \hat{\theta}_s) \\ \partial_t \hat{\theta}_s &= \frac{6D}{\delta^2} \left(\int_{\mathbb{S}_+^2} \frac{1}{2\pi} d\vec{u} \frac{e^{i\delta\vec{k} \cdot \vec{u}} + e^{-i\delta\vec{k} \cdot \vec{u}}}{2} - 1 \right) \hat{\theta}_s + \frac{\zeta}{\rho C} (\hat{\theta}_R - \hat{\theta}_s) \\ \partial_t \hat{\theta}_s &= \frac{6D}{\delta^2} \left(\int_0^{2\pi} \frac{1}{2\pi} d\phi \int_0^{\pi/2} \sin(\theta) d\theta \cos(\delta \|\vec{k}\| \cos(\theta)) - 1 \right) \hat{\theta}_s + \frac{\zeta}{\rho C} (\hat{\theta}_R - \hat{\theta}_s) \\ \partial_t \hat{\theta}_s &= \frac{6D}{\delta^2} \left(\frac{\sin(\delta \|\vec{k}\|)}{\delta \|\vec{k}\|} - 1 \right) \hat{\theta}_s + \frac{\zeta}{\rho C} (\hat{\theta}_R - \hat{\theta}_s) \end{aligned} \quad (87)$$

where $D = \lambda/\rho C$ is the thermal diffusivity. Similarly, the Fourier transform for $\tilde{\theta}_R$ is straightforward:

$$\hat{\theta}_R = \frac{k_a \arctan\left(\frac{\|\vec{k}\|}{k_e}\right)}{\|\vec{k}\| - k_s \arctan\left(\frac{\|\vec{k}\|}{k_e}\right)} \hat{\theta}_s \quad (88)$$

Combining Eqs (87) and (88):

$$\partial_t \hat{\theta}_s = \left(\frac{6D}{\delta^2} \left(\frac{\sin(\delta \|\vec{k}\|)}{\delta \|\vec{k}\|} - 1 \right) \hat{\theta}_s + \frac{\zeta}{\rho C} \left(\frac{k_a \arctan\left(\frac{\|\vec{k}\|}{k_e}\right)}{\|\vec{k}\| - k_s \arctan\left(\frac{\|\vec{k}\|}{k_e}\right)} - 1 \right) \right) \hat{\theta}_s \quad (89)$$

from which it is deduced that:

$$\hat{\theta}_s(\vec{k}, t) = \hat{\theta}_s(\vec{k}, t) e^{-(t-t_i)/\tilde{\tau}} \quad (90)$$

where the characteristic time $\tilde{\tau}$ associated to \vec{k} verifies:

$$\tilde{\tau} = \left(-\frac{6D}{\delta^2} \left(\frac{\sin(\delta \|\vec{k}\|)}{\delta \|\vec{k}\|} - 1 \right) - \frac{\zeta}{\rho C} \left(\frac{k_a \arctan\left(\frac{\|\vec{k}\|}{k_e}\right)}{\|\vec{k}\| + k_s \arctan\left(\frac{\|\vec{k}\|}{k_e}\right)} - 1 \right) \right)^{-1} \quad (91)$$

Altogether, the analytical solution for $\tilde{\theta}_s$ is:

$$\tilde{\theta}_s(\vec{x}, t) = \int_{\mathbb{R}^3} \hat{\theta}_l(\vec{k}, t) e^{-(t-t_l)/\tau} e^{i\vec{k} \cdot \vec{x}} d\vec{k} \quad (92)$$

In order to perform a similar development over the $\theta_s(\vec{x}, t)$ model, the Fourier transform of the finite differences operator has to be replaced by the Fourier transform of the Laplacian operator:

$$\theta_s(\vec{x}, t) = \int_{\mathbb{R}^3} \hat{\theta}_l(\vec{k}, t) e^{-(t-t_l)/\tau} e^{i\vec{k} \cdot \vec{x}} d\vec{k} \quad (93)$$

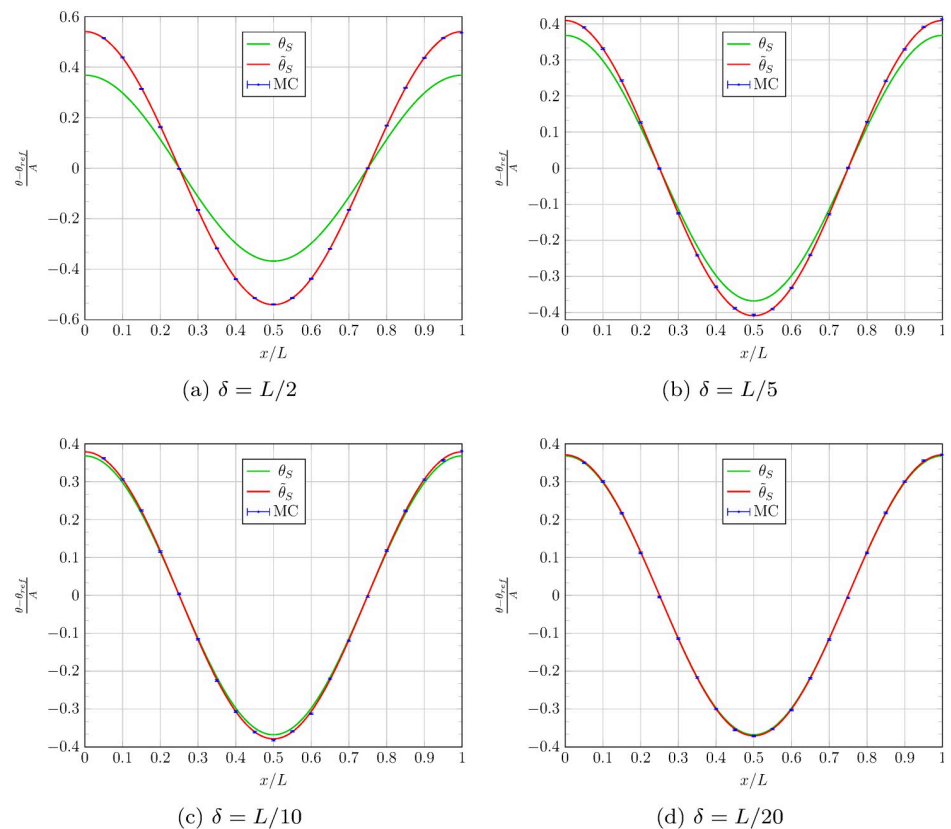


Fig 11. Each θ_s and $\tilde{\theta}_s$ curve are the exact solutions of respectively (83) and (84). Points that are denoted MC and associated errorbars are the solutions of a numerical resolution by MC over the approximate model. The initial temperature field is: $\theta_l(\vec{x}) = \theta_{\text{ref}} + A \cos(\vec{k} \cdot \vec{x})$. Results have been obtained for a characteristic time τ and for position $x \in [0, L]$, $y = z = 0$ with $\vec{k} = (2\pi/L, 2\pi/L, 2\pi/L)$, for each figure. The only differentiating parameter for the four figures is the value of δ that is taken respectively in the $\{L/2, L/5, L/10 \text{ and } L/20\}$ set. The scattering radiative coefficient is null ($k_s = 0$) and the reference temperature θ_{ref} that is used in constraint ζ is chosen so that an equivalent weight is given to conduction and radiation, through the constraint $D\|\vec{k}\|^2 = \frac{\zeta k_c}{\rho C \|\vec{k}\|} \arctan\left(\frac{\|\vec{k}\|}{k_c}\right)$. (a) $\delta = L/2$, (b) $\delta = L/5$, (c) $\delta = L/10$, and (d) $\delta = L/20$.

<https://doi.org/10.1371/journal.pone.0283681.g011>

where the characteristic time τ associated to \vec{k} verifies:

$$\tau = \left(D \|\vec{k}\|^2 - \frac{\zeta}{\rho C} \left(\frac{k_a \arctan\left(\frac{\|\vec{k}\|}{k_e}\right)}{\|\vec{k}\| + k_s \arctan\left(\frac{\|\vec{k}\|}{k_e}\right)} - 1 \right) \right)^{-1} \quad (94)$$

The consistency of the approximate model is now straightforward:

$$\tau = \lim_{\delta \rightarrow 0} \tilde{\tau}$$

and the approximate model converges as δ^2 :

$$\frac{1}{\tau} - 1\tilde{\tau} = \frac{6D\|\vec{k}\|^4}{5!} \delta^2 + o(\delta^4) \quad (95)$$

The $\tilde{\theta}_s$ model approximation only finds its origin in the Laplacian associated to the diffusive process. The radiative part is evaluated exactly, which means that in parametric regions where radiation dominates over conduction, the approximation of the temperature field is nearly independent of the walk parameter δ .

For illustration purposes, and without seeking completeness, Fig 11 shows how $\tilde{\theta}_s$ and θ_s temperature fields behave for a given set of parameters that correspond to radiative processes without scattering ($k_s = 0$) and equivalent weights for the conductive and radiative processes. It is worth mentioning that, without surprise, the MC computation behaves exactly as the approximate model whatever the value of the walk parameter δ (MC reconstructs Eq (92)). Furthermore, it should be noted that for a walking step equal to 1/20 of the characteristic length, the approximate model and the exact model agree within an outstanding level of accuracy.

Supporting information

S1 File. Nomenclature for all symbols used and abbreviations.
(PDF)

Author Contributions

Conceptualization: Jean Marc Tregan, Jean Luc Amestoy, Megane Bati, Jean-Jacques Beziau, Stéphane Blanco, Laurent Brunel, Cyril Caliot, Julien Charon, Jean-Francois Cornet, Christophe Coustet, Louis d'Alençon, Jeremi Dauchet, Sebastien Dutour, Simon Eibner, Mouna El Hafi, Vincent Eymet, Olivier Farges, Vincent Forest, Richard Fournier, Mathieu Galtier, Victor Gattepaille, Jacques Gautrais, Zili He, Frédéric Hourdin, Loris Ibarrart, Jean-Louis Joly, Paule Lapeyre, Pascal Lavieille, Marie-Helene Lecureux, Jacques Lluc, Marc Miscevic, Nada Mourtaday, Yaniss Nyffenegger-Péré, Lionel Pelissier, Lea Penazzi, Benjamin Piaud, Clément Rodrigues-Viguié, Gisele Roques, Maxime Roger, Thomas Saez, Guillaume Ter-rée, Najda Villefranque, Thomas Vourc'h, Daniel Yaacoub.

Formal analysis: Richard Fournier, Jacques Gautrais.

Investigation: Jean Marc Tregan, Louis d'Alençon, Jeremi Dauchet.

Methodology: Jean Marc Tregan, Stéphane Blanco, Jeremi Dauchet, Loris Ibarrart.

Software: Jean Marc Tregan, Christophe Coustet, Vincent Eymet, Vincent Forest, Richard Fournier, Loris Ibarrart, Benjamin Piaud, Clément Rodrigues-Viguié, Najda Villefranque.

Supervision: Stéphane Blanco.

Validation: Jean Marc Tregan, Stéphane Blanco, Christophe Coustet, Louis d'Alençon, Vincent Forest, Benjamin Piaud, Najda Villefranque.

Writing – original draft: Jean Marc Tregan, Stéphane Blanco, Jeremi Dauchet, Vincent Eymet, Richard Fournier, Jacques Gautrais, Najda Villefranque.

References

1. Kay TL, Kajiya JT. Ray tracing complex scenes. ACM SIGGRAPH computer graphics. 1986; 20(4):269–278. <https://doi.org/10.1145/15886.15916>
2. Glassner AS. An introduction to ray tracing. Morgan Kaufmann; 1989.
3. Delatorre J, Baud G, Bézian JJ, Blanco S, Caliot C, Cornet JF, et al. Monte Carlo advances and concentrated solar applications. Solar Energy. 2014; 103:653–681. <https://doi.org/10.1016/j.solener.2013.02.035>
4. Villefranque N, Fournier R, Couvreur F, Blanco S, Cornet C, Eymet V, et al. A Path-Tracing Monte Carlo Library for 3-D Radiative Transfer in Highly Resolved Cloudy Atmospheres. Journal of Advances in Modeling Earth Systems. 2019; 11(8):2449–2473. <https://doi.org/10.1029/2018MS001602>
5. Fournier R, Blanco S, Eymet V, El Hafi M, Spiesser C. Radiative, conductive and convective heat-transfers in a single Monte Carlo algorithm. In: Journal of Physics: Conference Series. vol. 676. IOP Publishing; 2016. p. 012007.
6. Villefranque N, Hourdin F, d'Alençon L, Blanco S, Boucher O, Caliot C, et al. The “teapot in a city”: A paradigm shift in urban climate modeling. Science Advances. 2022; 8(27):eabp8934. <https://doi.org/10.1126/sciadv.abp8934> PMID: 35857481
7. Sans M, Farges O, Schick V, Parent G. Solving transient coupled conductive and radiative transfers in porous media with a Monte Carlo Method: Characterization of thermal conductivity of foams using a numerical Flash Method. International Journal of Thermal Sciences. 2022; 179:107656. <https://doi.org/10.1016/j.ijthermalsci.2022.107656>
8. Eymet V, Piaud B, Prisse L, Ybanez L, Harribey D, Lefèvre Y, et al. Modélisation et simulation par exploration statistique de chemins thermiques dans un empilement magnétique refroidi par des calo-ducs. In: Congrès Français de Thermique SFT; 2020.
9. Ibarrart L, Blanco S, Caliot C, El-Hafi M, Richard F, Penazzi L. Couplage conducto-convecto-radiatif par échantillonnage de chemins: un parallèle avec les chemins de multi-diffusions en transfert radiatif. In: SFT 2019-27ème Congrès Français de Thermique; 2019. p. p–239.
10. Ibarrart L, Caliot C, El Hafi M, Fournier R, Blanco S, Dutour S, et al. Combined conductive-convective-radiative heat transfer in complex geometry using the monte carlo method: application to solar receivers. In: International Heat Transfer Conference Digital Library. Begel House Inc.; 2018.
11. Penazzi L, Blanco S, Caliot C, Coustet C, El Hafi M, Fournier R, et al. Toward the use of symbolic monte carlo for conduction-radiation coupling in complex geometries. In: Proceedings of the 9th International Symposium on Radiative Transfer, RAD-19. Begel House Inc.; 2019.
12. Penazzi L, Blanco S, Caliot C, Coustet C, El Hafi M, Fournier R, et al. Transfer function estimation with SMC method for combined heat transfer: insensitivity to detail refinement of complex geometries. In: Proceedings of CHT-21 ICHMT International Symposium on Advances in Computational Heat Transfer. Begel House Inc.; 2021.
13. Penazzi L, Blanco S, Caliot C, Coustet C, El-Hafi M, Fournier RA, et al. Stardis: Propagator evaluation for coupled heat transfer in large geometric models; 2022. Available from: <https://hal.archives-ouvertes.fr/hal-03518455>.
14. Ibarrart L, Blanco S, Caliot C, Dauchet J, Eibner S, El-Hafi M, et al. Advection, diffusion and linear transport in a single path-sampling Monte-Carlo algorithm: getting insensitive to geometrical refinement; 2022. Available from: <https://hal.archives-ouvertes.fr/hal-03818899>.
15. Caliot C, Blanco S, Coustet C, El-Hafi M, Eymet V, Forest V, et al. Combined conductive-radiative heat transfer analysis in complex geometry using the monte carlo method; 2019. Available from: <https://hal.archives-ouvertes.fr/hal-02096305>.
16. Meso-Star. Stardis; 2022. Available from: <https://www.meso-star.com/projects/stardis/stardis.html>.

17. Courant R, Friedrichs K, Lewy H. Über die partiellen Differenzengleichungen der mathematischen Physik. *Mathematische annalen*. 1928; 100(1):32–74. <https://doi.org/10.1007/BF01448839>
18. Courant R, Friedrichs KO, Lewy H. On the partial difference equation of mathematical physics. *Ibm J*. 1967; 11(215–234).
19. Kac M. Random walk and the theory of Brownian motion. *The American Mathematical Monthly*. 1947; 54(7P1):369–391. <https://doi.org/10.1080/00029890.1947.11990189>
20. Kac M, et al. On some connections between probability theory and differential and integral equations. In: *Proceedings of the second Berkeley symposium on mathematical statistics and probability*. The Regents of the University of California; 1951.
21. Booth TE. Exact Monte Carlo Solution of Elliptic Partial Differential Equations. *Journal of Computational Physics*. 1981; 404:396–404. [https://doi.org/10.1016/0021-9991\(81\)90159-5](https://doi.org/10.1016/0021-9991(81)90159-5)
22. Bignami A, Cupini E. A Monte Carlo method for finite difference equations of elliptic type in a multiregion domain. *Journal of Computational and Applied Mathematics*. 1982; 8(2):87–92. [https://doi.org/10.1016/0771-050X\(82\)90060-2](https://doi.org/10.1016/0771-050X(82)90060-2)
23. Karaivanova A, Mascagni M, Simonov NA. Solving BVPs Using Quasirandom Walks on the Boundary. Book I Lirkov et al; p. 162–169.
24. Mascagni M, Karaivanova A, Li Y. A quasi-Monte Carlo method for elliptic boundary value problems. *Monte Carlo Methods and Applications*. 2001; 7(3/4):283–294.
25. Farnoosh R, Ebrahimi M. Monte Carlo method via a numerical algorithm to solve parabolic problem. *Applied Mathematics and Computation*. 2007; 190:1593–1601. <https://doi.org/10.1016/j.amc.2007.02.102>
26. Simonov NA. Monte Carlo Methods for Solving Elliptic Equations with Boundary Conditions Containing the Normal Derivative. *Doklady Mathematics*. 2006; 74(2):656–659. <https://doi.org/10.1134/S1064562406050115>
27. Curtiss JH. A theoretical comparison of the efficiencies of two classical methods and a Monte Carlo method for computing one component of the solution of a set of linear algebraic equations; 1954.
28. Muller ME. Some continuous Monte Carlo methods for the Dirichlet problem. *The Annals of Mathematical Statistics*. 1956; p. 569–589. <https://doi.org/10.1214/aoms/1177728169>
29. Mascagni M, Hwang CO. epsilon-Shell error analysis for Walk on Spheres algorithms. *Mathematics and Computers in Simulation*. 2003; 63(2):93–104. [https://doi.org/10.1016/S0378-4754\(03\)00038-7](https://doi.org/10.1016/S0378-4754(03)00038-7)
30. Hwang CO, Hong S, Kim J. Off-centered Walk-on-Spheres (WOS) algorithm. *Journal of Computational Physics*. 2015;(October).
31. Sabelfeld K, Talay D. Integral formulation of the boundary value problems and the method of random walk on spheres. *Monte Carlo Methods and Applications*. 1995; 1(1):1–34. <https://doi.org/10.1515/mcma.1995.1.1.1>
32. Deaconu M, Herrmann S, Maire S. Exit problem for Brownian motion: An algorithm using Bessel processes. *arXiv preprint arXiv:14013695*. 2014;.
33. Dimov I, Tonev O. Random walk on distant mesh points Monte Carlo methods. *Journal of Statistical Physics*. 1993; 70(5–6):1333–1342. <https://doi.org/10.1007/BF01049435>
34. Deaconu M, Lejay A. A random walk on rectangles algorithm. *Methodology and Computing in Applied Probability*. 2006; 8(1):135–151. <https://doi.org/10.1007/s11009-006-7292-3>
35. Deaconu M, Lejay A. Simulation of exit times and positions for Brownian motions and diffusions. In: *PAMM: Proceedings in Applied Mathematics and Mechanics*. vol. 7. Wiley Online Library; 2007. p. 1081401–1081402.
36. Lejay A, Maire S. New Monte Carlo schemes for simulating diffusions in discontinuous media. *Journal of Computational and Applied Mathematics*. 2013; 245(1):97–116. <https://doi.org/10.1016/j.cam.2012.12.013>
37. Haji-Sheikh A, Sparrow EM. The solution of heat conduction problems by probability methods. *Journal of Heat Transfer*. 1967; 89(2):121–130. <https://doi.org/10.1115/1.3614330>
38. Haji-Sheikh A, Sparrow EM. The floating random walk and its application to Monte Carlo solutions of heat equations. *SIAM Journal on Applied Mathematics*. 1966; 14(2):370–389. <https://doi.org/10.1137/0114031>
39. Morokoff W J and Cflisch RE. A quasi-monte Carlo approach to particle simulation of the heat equation. *Siam J Numer Anal*. 1993; 30(6):1558–1573. <https://doi.org/10.1137/0730081>
40. Österling AE. Diffusion Equation and Monte Carlo. Available at SSRN 1824462. 2007;.
41. Kowsary F, Irano S. Monte Carlo Solution of Transient Heat Conduction in Anisotropic Media. *Journal of Thermophysics and Heat Transfer*. 2006; 20(2):342–346. <https://doi.org/10.2514/1.12869>

42. Cho B, Cho N. Monte Carlo Method Extended To Heat Transfer Problems With Non-Constant Temperature and Convection Boundary Conditions. *Nuclear Engineering and Technology*. 2010; 42(1):65–72. <https://doi.org/10.5516/NET.2010.42.1.065>
43. Chiovaro P, Di Maio Pa. On the adoption of the Monte Carlo method to solve one-dimensional steady state thermal diffusion problems for non-uniform solids. *Applied Mathematical Modelling*. 2013; 37(23):9707–9721. <https://doi.org/10.1016/j.apm.2013.05.014>
44. Ozisik MN. *Boundary Value Problems of Heat Conduction*. Courier Corporation; 2013.
45. Ghoniem AF, Sherman FS. Grid-free simulation of diffusion using random walk methods. *Journal of Computational Physics*. 1985; 61(1):1–37. [https://doi.org/10.1016/0021-9991\(85\)90058-0](https://doi.org/10.1016/0021-9991(85)90058-0)
46. Kitanidis PK. Particle-tracking equations for the solution of the advection-dispersion equation with variable coefficients. *Water Resources Research*. 1994; 30(11):3225. <https://doi.org/10.1029/94WR01880>
47. Boundary conditions for stochastic solutions of the convection-diffusion equation. *Physical review E, Statistical, nonlinear, and soft matter physics*. 2003; 68(October 2002):036704. PMID: 14524923
48. Fraley SK, Hoffman T, Stevens P. A Monte Carlo method of solving heat conduction problems. *Journal of Heat Transfer*. 1980; 102(1):121–125. <https://doi.org/10.1115/1.3244222>
49. Cho NZ. *Particle Transport Monte Carlo Method for Heat Conduction Problems*. INTECH Open Access Publisher; 2011.
50. Shentu J, Yun SH, Cho NZ. a Monte Carlo Method for Solving Heat Conduction Problems With Complicated Geometry. *Nuclear Engineering and Technology*. 2007; 39(3):207–214. <https://doi.org/10.5516/NET.2007.39.3.207>
51. Song JH, Cho NZ. An improved Monte Carlo method applied to the heat conduction analysis of a pebble with dispersed fuel particles. *Nuclear Engineering and Technology*. 2009; 41(3):279–286. <https://doi.org/10.5516/NET.2009.41.3.279>
52. Deng ZS, Liu J. Monte Carlo Method To Solve Multidimensional Bioheat Transfer Problem. *Numerical Heat Transfer*. 2002; 42(October 2001):543–567. <https://doi.org/10.1080/10407790260444813>
53. Vignoles GL. Un outil numérique basé sur des marches aléatoires hybrides pour simuler le transfert thermique couplé rayonnement / conduction dans les matériaux poreux. 21 *Congres Francais de Mécanique*. 2013; p. 1–6.
54. Kovtanyuk AE, Botkin ND, Hoffmann KH. Numerical simulations of a coupled radiative-conductive heat transfer model using a modified Monte Carlo method. *International Journal of Heat and Mass Transfer*. 2012; 55(4):649–654. <https://doi.org/10.1016/j.ijheatmasstransfer.2011.10.045>
55. Kraus H. Hybrid finite element-Monte Carlo method for coupled conduction and gas radiation enclosure heat transport. *International journal for numerical methods in engineering*. 1988; 26(2):361–378. <https://doi.org/10.1002/nme.1620260206>
56. VoYtishek A. Statistical estimation of radiative flows in numerical solution of radiative-conductive heat transfer problems. *Russian Journal of Numerical Analysis and Mathematical Modelling*. 1992; 7(4):343–369. <https://doi.org/10.1515/rnam.1992.7.4.343>
57. Schwarz K, Rieger H. Efficient kinetic Monte Carlo method for reaction-diffusion problems with spatially varying annihilation rates. *Journal of Computational Physics*. 2013; 237:396–410. <https://doi.org/10.1016/j.jcp.2012.11.036>
58. Bird G. Recent advances and current challenges for DSMC. *Computers & Mathematics with Applications*. 1998; 35(1-2):1–14. [https://doi.org/10.1016/S0898-1221\(97\)00254-X](https://doi.org/10.1016/S0898-1221(97)00254-X)
59. Vignoles GL. A hybrid random walk method for the simulation of coupled conduction and linearized radiation transfer at local scale in porous media with opaque solid phases. *International Journal of Heat and Mass Transfer*. 2016; 93:707–719. <https://doi.org/10.1016/j.ijheatmasstransfer.2015.10.056>
60. Dunn WL, Shultis JK. *Exploring monte carlo methods*. Elsevier; 2011.
61. Robert CP, Casella G, Casella G. *Monte Carlo statistical methods*. vol. 2. Springer; 1999.
62. Angel A, Magro M, Pujol P. *Physique et outils mathématiques méthodes et exemples: méthodes et exemples*. EDP Sciences; 2012.
63. Stakgold I, Holst MJ. *Green's functions and boundary value problems*. vol. 99. John Wiley & Sons; 2011.
64. Beck JV, Cole KD, Haji-Sheikh A, Litkouhl B. *Heat conduction using Green's function*. Taylor & Francis; 1992.
65. Duffy DG. *Green's functions with applications*. CRC Press; 2015.
66. Durbin J. The first-passage density of a continuous Gaussian process to a general boundary. *Journal of Applied Probability*. 1985; 22(1):99–122. <https://doi.org/10.2307/3213751>

67. Salminen P. On the first hitting time and the last exit time for a Brownian motion to/from a moving boundary. *Advances in applied probability*. 1988; 20(2):411–426. <https://doi.org/10.2307/1427397>
68. Durbin J, Williams D. The first-passage density of the Brownian motion process to a curved boundary. *Journal of applied probability*. 1992; 29(2):291–304. <https://doi.org/10.1017/S0021900200043059>
69. Redner S. A guide to first-passage processes. Cambridge University Press; 2001.
70. Di Nardo E, Nobile A, Pirozzi E, Ricciardi L. A computational approach to first-passage-time problems for Gauss–Markov processes. *Advances in Applied Probability*. 2001; 33(2):453–482. <https://doi.org/10.1239/aap/999188324>
71. Nobile AG, Pirozzi E, Ricciardi LM. On the two-boundary first-passage time for a class of Markov processes. *Scientiae Mathematicae Japonicae*. 2006; 64(2):421–442.
72. Nobile AG, Pirozzi E, Ricciardi LM, et al. Asymptotics and evaluations of FPT densities through varying boundaries for Gauss–Markov processes. *Scientiae Mathematicae Japonicae*. 2008; 67(2):241–266.
73. Abundo M. On the excursions of drifted Brownian motion and the successive passage times of Brownian motion. *Physica A: Statistical Mechanics and its Applications*. 2016; 457:176–182. <https://doi.org/10.1016/j.physa.2016.03.052>
74. Torquato S, Kim IC, Cule D. Effective conductivity, dielectric constant, and diffusion coefficient of digitized composite media via first-passage-time equations. *Journal of Applied Physics*. 1999; 85(3):1560–1571. <https://doi.org/10.1063/1.369287>
75. Milstein GN, Tretyakov MV. Simulation of a space-time bounded diffusion. *Annals of Applied Probability*. 1999; p. 732–779.
76. Deaconu M. Processus stochastiques associés aux équations d'évolution linéaires ou non-linéaires et méthodes numériques probabilistes [Habilitation à diriger des recherches]. Université Henri Poincaré—Nancy I; 2008. Available from: <https://tel.archives-ouvertes.fr/tel-00590778>.
77. Deaconu M, Lejay A. Simulation of diffusions by means of importance sampling paradigm. *Annals of Applied Probability*. 2010; 20(4):1389–1424. <https://doi.org/10.1214/09-AAP659>
78. Ramirez JM, Thomann EA, Waymire EC. Advection–Dispersion Across Interfaces. *Statistical Science*. 2013; 28(4):487–509. <https://doi.org/10.1214/13-STS442>
79. Lejay A. The snapping out Brownian motion. *The Annals of Applied Probability*. 2016; 26(3):1727–1742. <https://doi.org/10.1214/15-AAP1131>
80. Lapeyre B, Pardoux É, Pardoux E, Sentis R. Introduction to Monte Carlo methods for transport and diffusion equations. vol. 6. Oxford University Press on Demand; 2003.
81. Feynman RP, Brown LM. Feynman's thesis: a new approach to quantum theory. World Scientific; 2005.
82. Itô K, Henry Jr P, et al. Diffusion processes and their sample paths: Reprint of the 1974 edition. Springer Science & Business Media; 1996.
83. Maire S, Nguyen G. Stochastic finite differences for elliptic diffusion equations in stratified domains. *Mathematics and Computers in Simulation*. 2016; 121:146–165. <https://doi.org/10.1016/j.matcom.2015.09.008>
84. Bossy M, Champagnat N, Leman H, Maire S, Violeau L, Yvinec M. Monte Carlo methods for linear and non-linear Poisson–Boltzmann equation. *ESAIM: Proceedings and Surveys*. 2015; 48:420–446. <https://doi.org/10.1051/proc/201448020>
85. Pharr M, Jakob W, Humphreys G. Physically based rendering: From theory to implementation. Morgan Kaufmann; 2016.
86. Kajiya JT. The rendering equation. In: *Proceedings of the 13th annual conference on Computer graphics and interactive techniques*; 1986. p. 143–150.
87. Wald I, Woop S, Benthin C, Johnson GS, Ernst M. Embree: a kernel framework for efficient CPU ray tracing. *ACM Transactions on Graphics (TOG)*. 2014; 33(4):1–8. <https://doi.org/10.1145/2601097.2601199>
88. Suryanarayana N. “Heat and Mass Transfer”—Mechanical Engineering Handbook. by Kreith Frank Boca Raton: CRC Press LLC. 1999; p. 46–55.
89. Incropera FP, DeWitt DP, Bergman TL, Lavine AS, et al. Fundamentals of heat and mass transfer. vol. 6. Wiley New York; 1996.
90. Barton G, Barton G. Elements of Green's functions and propagation: potentials, diffusion, and waves. Oxford University Press; 1989.
91. Economou EN. Green's functions in quantum physics. vol. 7. Springer Science & Business Media; 2006.
92. Cole K, Beck J, Haji-Sheikh A, Litkouhi B. Heat conduction using Greens functions. CRC Press; 2010.

93. Heinrich S. Monte Carlo complexity of global solution of integral equations. *Journal of complexity*. 1998; 14(2):151–175. <https://doi.org/10.1006/jcom.1998.0471>
94. Farnoosh R, Ebrahimi M. Monte Carlo method for solving Fredholm integral equations of the second kind. *Applied Mathematics and Computation*. 2008; 195(1):309–315. <https://doi.org/10.1016/j.amc.2007.04.097>
95. Doucet A, Johansen AM, Tadić VB. On solving integral equations using Markov chain Monte Carlo methods. *Applied Mathematics and Computation*. 2010; 216(10):2869–2880. <https://doi.org/10.1016/j.amc.2010.03.138>
96. Halton JH. Sequential Monte Carlo techniques for the solution of linear systems. *Journal of Scientific Computing*. 1994; 9(2):213–257. <https://doi.org/10.1007/BF01578388>
97. Dimov I, Dimov T, Gurov T. A new iterative Monte Carlo approach for inverse matrix problem. *Journal of Computational and Applied Mathematics*. 1998; 92(1):15–35. [https://doi.org/10.1016/S0377-0427\(98\)00043-0](https://doi.org/10.1016/S0377-0427(98)00043-0)
98. Dimov IT. Monte Carlo methods for applied scientists. World Scientific; 2008.
99. Kalos MH, Whitlock PA. Monte carlo methods. John Wiley & Sons; 2009.
100. Gobet E. Monte-Carlo methods and stochastic processes: from linear to non-linear. Chapman and Hall/CRC; 2016.
101. Curtiss JH. “Monte Carlo” methods for the iteration of linear operators. *Journal of Mathematics and Physics*. 1953; 32(1-4):209–232. <https://doi.org/10.1002/sapm1953321209>
102. Dauchet J, Bézian JJ, Blanco S, Caliot C, Charon J, Coustet C, et al. Addressing nonlinearities in Monte Carlo. *Scientific reports*. 2018; 8(1):13302. <https://doi.org/10.1038/s41598-018-31574-4> PMID: 30185986
103. Terrée G, El Hafi M, Blanco S, Fournier R, Dauchet J, Gautrais J. Addressing the gas kinetics Boltzmann equation with branching-path statistics. *Physical Review E*. 2022; 105(2):025305. <https://doi.org/10.1103/PhysRevE.105.025305> PMID: 35291173
104. Grebenkov DS. Partially reflected Brownian motion: A stochastic approach to transport phenomena. *Focus on probability theory*. 2006; p. 135–169.
105. Skorokhod AV. Stochastic equations for diffusion processes in a bounded region. *Theory of Probability & Its Applications*. 1961; 6(3):264–274. <https://doi.org/10.1137/1106035>
106. Gikhman II, Skorokhod AV. The theory of stochastic processes II. Springer Science & Business Media; 2004.
107. Maire S, Talay D. On a Monte Carlo method for neutron transport criticality computations. *IMA journal of numerical analysis*. 2006; 26(4):657–685. <https://doi.org/10.1093/imanum/drl008>
108. Lejay A, Maire S. Simulating diffusions with piecewise constant coefficients using a kinetic approximation. *Computer Methods in Applied Mechanics and Engineering*. 2010; 199(29-32):2014–2023. <https://doi.org/10.1016/j.cma.2010.03.002>
109. Koura K. Null-collision technique in the direct-simulation Monte Carlo method. *The Physics of fluids*. 1986; 29(11):3509–3511. <https://doi.org/10.1063/1.865826>
110. El Hafi M, Blanco S, Dauchet J, Fournier R, Galtier M, Ibarrat L, et al. Three viewpoints on null-collision Monte Carlo algorithms. *Journal of Quantitative Spectroscopy and Radiative Transfer*. 2021; 260:107402. <https://doi.org/10.1016/j.jqsrt.2020.107402>
111. Galtier M, Blanco S, Caliot C, Coustet C, Dauchet J, El Hafi M, et al. Integral formulation of null-collision Monte Carlo algorithms. *Journal of Quantitative Spectroscopy and Radiative Transfer*. 2013; 125:57–68. <https://doi.org/10.1016/j.jqsrt.2013.04.001>
112. Modest MF. Backward Monte Carlo simulations in radiative heat transfer. *J Heat Transfer*. 2003; 125(1):57–62. <https://doi.org/10.1115/1.1518491>
113. Hammersley J, Handscomb D. Monte Carlo methods, methuen & co. Ltd, London. 1964; 40.
114. Mikhailov GA, Sabelfeld KK. Optimization of weighted Monte Carlo methods. Springer; 1992.
115. Howell J. The Monte Carlo method in radiative heat transfer. *Journal of heat transfer*. 1998; 120(3):547–560. <https://doi.org/10.1115/1.2824310>
116. Veach E. Robust Monte Carlo methods for light transport simulation. Stanford University; 1998.
117. Eymet V, Fournier R, Blanco S, Dufresne J. A boundary-based net-exchange Monte Carlo method for absorbing and scattering thick media. *Journal of Quantitative Spectroscopy & Radiative Transfer*. 2005; 91:27–46. <https://doi.org/10.1016/j.jqsrt.2004.05.049>
118. Deaconu M, Herrmann S, Maire S. The walk on moving spheres: a new tool for simulating Brownian motion's exit time from a domain. *Mathematics and Computers in Simulation*. 2017; 135:28–38. <https://doi.org/10.1016/j.matcom.2015.07.004>

119. Maire S, Simon M. A partially reflecting random walk on spheres algorithm for electrical impedance tomography. *Journal of Computational Physics*. 2015; 303:413–430. <https://doi.org/10.1016/j.jcp.2015.10.005>
120. Charon, Julien. Résolution par la méthode de Monte Carlo de formulations intégrales du problème de diffusion électromagnétique par une suspension de particules à géométries complexes [University]. Sciences de l'ingénieur Perpignan; 2017. Available from: <http://www.theses.fr/2017PERP0048/document>.
121. Ibarrart L. Description en espaces de chemins et méthode de Monte Carlo pour les transferts thermiques couplés dans les structures fluides et solides, une approche compatible avec l'informatique graphique [University]. Ecole nationale des Mines d'Albi-Carmaux; 2020. Available from: <http://www.theses.fr/2020EMAC0009/document>.
122. Gattepaille V. Modèles multi-échelles de photobioréacteurs solaires et méthode de Monte Carlo [University]. Université Clermont Auvergne; 2021. Available from: <http://www.theses.fr/2021UCFAC014/document>.
123. Lapeyre P, Blanco S, Caliot C, Dauchet J, El Hafi M, Fournier R, et al. Monte-Carlo and sensitivity transport models for domain deformation. *Journal of Quantitative Spectroscopy and Radiative Transfer*. 2020; 251:107022. <https://doi.org/10.1016/j.jqsrt.2020.107022>
124. Lapeyre P. Un modèle de transfert radiatif pour la sensibilité géométrique: lecture physique des algorithmiques de Monte-Carlo via la double randomisation [University]. Sciences de l'Ingénieur Perpignan; 2021. Available from: <http://www.theses.fr/2021PERP0017/document>.
125. Sans M, Blanco S, Caliot C, El-Hafi M, Farges O, Fournier R, et al. Méthode de Monte-Carlo Symbolique pour la caractérisation des propriétés thermiques: application à la méthode flash. In: SFT 2021-29^{ème} congrès Français de Thermique; 2021. p. 293–300.
126. Penazzi L. Construction d'une fonction de transfert par la méthode Monte Carlo Symbolique: application à la thermique couplée en géométries complexes [University]. Ecole nationale des Mines d'Albi-Carmaux; 2020. Available from: <http://www.theses.fr/2020EMAC0018/document>.
127. Tregan JM. Thermique non-linéaire et Monte-Carlo [Theses]. Université Toulouse 3 Paul Sabatier; 2020. Available from: <https://hal.archives-ouvertes.fr/tel-03266863>.
128. Gattepaille V, Dauchet J, Gros F, Roudet M, Supplis C, Cornet JF. Integral formulations of multi-scale models for the optimization of solar photo-catalytic processes. In: International Congress/3rd days of GdR Solar Fuels: Artificial photosynthesis and Solar Fuels; 2018.
129. Tregan J, Blanco S, Caliot C, Dauchet J, El Hafi M, Eymet V, et al. Transient Conducto-Radiative Heat Transfer in a Single Monte Carlo Algorithm: Handling the Nonlinearity. In: 9th International Symposium on Radiative Transfer, RAD-19; 2019.
130. Sabelfeld KK. Monte Carlo methods in boundary value problems. vol. 274. Springer; 1991.
131. Hwang CO, Mascagni M. Analysis and comparison of Green's function first-passage algorithms with "Walk on Spheres" algorithms. *Mathematics and computers in simulation*. 2003; 63(6):605–613. [https://doi.org/10.1016/S0378-4754\(03\)00091-0](https://doi.org/10.1016/S0378-4754(03)00091-0)
132. Shellshear E, Ytterlid R. Fast distance queries for triangles, lines, and points using SSE instructions. *Journal of Computer Graphics Techniques Vol.* 2014; 3(4).
133. Wald I, Woop S, Benthin C, Johnson GS, Ernst M. Embree: A Kernel Framework for Efficient CPU Ray Tracing. *ACM Trans Graph*. 2014; 33(4):143:1–143:8. <https://doi.org/10.1145/2601097.2601199>
134. Fyrrillas MM, Nomura KK. Diffusion and Brownian motion in Lagrangian coordinates. *The Journal of chemical physics*. 2007; 126(16):164510. <https://doi.org/10.1063/1.2717185> PMID: 17477617
135. Dhuriya R, Dalia V, Sunthar P. Diffusiophoretic enhancement of mass transfer by nanofluids. *Chemical Engineering Science*. 2018; 176:632–640. <https://doi.org/10.1016/j.ces.2017.11.020>